


Learning About God's Book

2 Timothy 3:16-17



Old Testament 1
Part 1: Exploring God's World

SUNDAY MORNING

Old Testament 1 [Class Attendance Sheet](#) provided in activity sheets (NOTE: The document is interactive, allowing the teacher to type in the Class, Teacher, and the children's names.)

SCRIPTURE REFERENCES:

2 Timothy 3:16-17; 2 Timothy 2:15; Hebrews 4:12; Psalm 119:9,11,24; John 20:30-31

MEMORY WORK:

YOUNGER CHILDREN: "All Scripture is given by inspiration of God..." (2 Timothy 3:16a).

OLDER CHILDREN: "Be diligent to present yourself approved to God, a worker who does not need to be ashamed, rightly dividing the word of truth" (2 Timothy 2:15).

Send home a letter to the parents of each child in your class asking them to help their child memorize the books of the Bible. Set a goal of memorizing the Old Testament books first, then the New Testament books (or vice versa) by certain dates. Give a certificate or special reward to each child who meets the goals you have set.

SONGS AND FINGERPLAYS (SEE END OF LESSON FOR WORDS):

A [song book](#) and [audio recordings](#) of many of the curriculum songs are available on the curriculum Web site.

- ["In All the World"](#)
- ["The Bible"](#)
- ["I Will Never Know"](#)
- ["Little Bible"](#)
- ["66 Total Books"](#)
- ["2 Timothy 3:16-17"](#)
- ["The Books of the Old Testament"](#)
- ["The Books of the New Testament"](#)
- ["Who Wrote the Bible?"](#)
- ["How Is the Bible Organized?"](#)
- ["Wise Kids"](#)
- ["The Bible"](#)
- ["Listen to My Words"](#)
- ["Old Testament Books"](#)
- ["Read Your Bible, Pray Everyday"](#)
- ["The B-I-B-L-E"](#)
- ["God's Word"](#)

LESSON VISUALS AND TEACHING AIDS (NOTE ANY DISCLAIMERS):

- See [AP's Pinterest page](#) for ideas on bulletin boards, visuals, crafts, etc. [DISCLAIMER: Pins may sometimes need to be adjusted to be Scriptural.]



- [Bible Facts](#) (provided under “O.T. 1 Bible Facts” on curriculum Web site)
- [Creation & Bible Firsts](#) (provided under “O.T. 1 Bible Facts” on curriculum Web site)
- Apologetics Press’ [Bible Timeline](#)
- “Summary of the Bible” from “[Kids Prep](#)” CD by Jeff Miller
- “[Books of the Bible Chart](#)” (provided in activity sheets)
- Road map
- Clay or Play-Doh; sharpened pencils or sharpened sticks to use as styli
- “[Egyptian Papyrus Making \[Animation\]](#)” on YouTube
- “Classic Bible Bingo” player and calling cards: <http://livingwaterbiblegames.com/bible-books-bingo-classic.html>
- Bible Class Workshop visuals: “[27](#),” “[39](#),” “[66](#),” “[Inspiration Poster](#),” “[Bible Bookcase Wall Chart Laminated](#),” “[Bible Library New Testament Poster Set](#),” “[Bible Library Old Testament Poster Set](#),” “[Books of the Old Testament and New Testament Poster Set](#)”

PERSONAL APPLICATION:

Because He loves us, God has given us the Bible to help us know how He wants us to live so we can go to heaven. It is very important that I learn about the Bible every day, as long as I live.

LESSON STARTS HERE



NOTE: The first few lessons of the curriculum may contain more material than can be covered in a single week (Sunday/Wednesday) of instruction. Teachers should be selective about what they choose to cover considering their audience.

INTRODUCTION: (YOUNGER CHILDREN)

What is the most important book in the whole world? (The Bible) Why is the Bible the most important book of all? (Because it is God’s Word; it tells us how we should live and how to get to heaven). It is very exciting to read and study the Bible! We want to learn to read our Bibles, and we always want to take care of them.

INTRODUCTION: (OLDER CHILDREN)

Have students name some non-religious books that are important. What is the **most** important book in the world? (The Bible) Why it is so important. (It is God’s Word; it tells us how we should live and how to get to heaven). Today we are going to talk more about what makes the Bible so special and important.

POINTS TO EMPHASIZE:

With younger children, focus on why we love the Bible (why it is such a special book), taking care of our Bibles, and memorizing the books of the Bible.

Have several different kinds of books (dictionary, atlas, textbook, fiction book, picture picture book, etc.) on the table and ask the children to tell you something about each book. Ask them to choose the book they think is the most important. Then put on the table a Hebrew scroll (one

*you've made from parchment paper or bulletin board paper) and Bibles in different languages. [Check your local library if no one in your congregation has any, or go to biblegateway.com and print off pages of identical passages in different languages.] Emphasize that the Bible is **the** most important and special book in the entire world, because it is God's special book for living and His message of love for people all over the world. It is not a fairy tale; it is not just a book of stories that men made up.*

1. It is important to study the Bible, to read it and to understand what God is telling us. In this country, we are fortunate that we often have several Bibles in our homes, and we can buy more any time we want. But long ago, it was not easy to get a Bible. They were very expensive because they had to be copied, one at a time, by hand, instead of printed by machines like today. Many times they were locked up in church buildings so that only certain people could see and read them. Even today, many people in other parts of the world do not have their own copies of God's Word. In some countries, it is against the law to have a Bible. We should thank God every day that we have our own Bibles and can study them any time we want.
2. I must take care of my Bible, not mistreating or abusing it, not losing it or **leaving it unopened and unread.**

Using a road map, talk about trips the children have taken. Ask them about both beautiful as well as unattractive things that they saw. Ask if any have been to the same place more than once, and if so, did they see/do anything different the second time. Discuss how, when we visit someplace more than once, we might see something new that we didn't see the first time, or do something different that we didn't do the first time.

3. When we study the Bible, it is like taking a special journey; each time we study it, we "see" things we did not notice before, and we appreciate God's Word more. The more we study it, the more we grow to love, appreciate, and understand God, Himself.

NOTE:

- The very first book ever printed on a printing press was the Bible.
- The first New Testament printed in the United States was printed in the Massachusetts Indian language in 1661.
- In 1782, the first English Bible was printed in the United States.
- The Bible is like a small library. It is a book made up of 66 smaller books.
- The Bible is divided into two big parts: the Old Testament and the New Testament.
- The Old Testament has 39 books. The New Testament has 27 books.
- About 40 different men wrote the Bible.
- A span of about 400 years occurs between the Old Testament and the New Testament, a period of time we call the intertestamental period.
- The chapter divisions we use today were made by Stephen Langton, the archbishop of Canterbury, who died in A.D. 1228.
- A Paris printer named Robert Stephens was the first to divide the New Testament into verses in 1551.
- The first English translation of the Bible to be divided into the present chapters and verses was the "Geneva Bible," which was printed in 1560.
- The Old Testament book of Esther contains 10 chapters, and is the only book in which the words "Lord" and "God" are not found.





HISTORICAL NOTE: The history of writing goes back to the distant past. Writing was being practiced hundreds of years before the time of Moses. People wrote long ago on such materials as stone, clay, leather, and papyrus. Leather and papyrus were very important in recording the words of the Bible. The books of the Bible were written down gradually and under varying conditions; yet, today they are logically arranged in different divisions.

HOW WE GOT THE BIBLE

Teach the following information as is age appropriate for your class. What is not taught on Sunday morning can be covered on Wednesday night. It would be a good idea to illustrate the following information by making a flipchart using pictures from magazines, the Internet, calendars, etc.

1. We live in a world of books. Books are all around us: books of art and literature, science and math, history, books that tell imaginary stories (fiction), and books that tell important stories from history (non-fiction). But the story that we want to tell now is the story of one particular book: the Bible.
2. People of all age groups and from many nations are interested in learning how the Bible has come to us. This interest centers basically in four questions: “How and when did the books of the Bible get written?” “How have these books been preserved?” “When and by whom were they translated and made accessible to us?” “What has been the effect of recent discoveries on these books?” For each of these questions there are good, solid answers. Before answering these questions, however, let’s look at how writing developed and how books were made many years ago.
3. The earliest known form of writing was done in simple drawings. In Egypt, writing was also in picture form, which we call “**hieroglyphics.**” The Code of Hammurabi was discovered in 1901 and dates to 2000-1700 B.C. It uses cuneiform, one of the earliest known forms of written expression.



HISTORICAL NOTE: The first known system of writing goes back about 4,000 years ago to Mesopotamia. Here the earliest form of writing was done in pictures. In Egypt, writing was also in picture form and was known as hieroglyphics.

4. Several different writing materials used by people of ancient times, including stone, clay, leather, and papyrus, are mentioned in the Bible. In Palestine, the earliest known examples of writing have been found on stone. The Bible tells us that God wrote the Ten Commandments on tablets of stone.
5. In the area of the Tigris-Euphrates rivers, clay was readily available and was the cheapest writing material that could be found. Huge libraries, containing thousands of clay tablets, have been discovered. Before it hardened, clay was made into “tablets.” Letters and symbols were pressed into the soft clay with a stylus (a small, pointed stick) and then baked in an oven. [This material is referred to in Ezekiel 4:1 where the prophet is commanded to sketch a plan of Jerusalem on a brick or clay tablet.] A clay tablet of the ancient city of Nippur has been found similar to the map Ezekiel was commanded to sketch. In the Old Testament period, the Jews

wrote the Law on leather scrolls from which they read in the synagogues. This practice continues today. [The Jewish Talmud required explicitly that the Law be copied on animal skins.]

6. Papyrus was the primary writing material that was used when the New Testament was being written. Papyrus got its name from the papyrus plant that grew in abundance along the Nile River in Egypt.
7. From the stem of the papyrus plant thin strips were cut and laid side by side to form a sheet or page. A second layer was laid across the first, and the first layer was joined to the second by moisture and pressure. After drying and polishing, the sheet was ready to use. Papyrus was used so widely that it is practically certain that the original New Testament letters were penned on papyrus sheets. A single sheet was often used by itself, for things like receipts or short letters.
8. Several papyrus sheets were joined together in a roll for longer written messages or records. The maximum length of a usable roll was about 40 feet. A roll of about 35 feet would hold one of the longer books in the New Testament, like Matthew, Luke, or Acts. It was not possible to have the entire New Testament on one scroll; that would have made a scroll more than 200 feet long. The New Testament would have been on a collection of scrolls stored safely in a cabinet, large pot, or other container.
9. In the first or second centuries A.D., the papyrus scroll began to be replaced by what is known as the papyrus “codex.” A codex is simply what we call today a book. For early Christians, as they copied and circulated the New Testament writings, the book form clearly provided great advantages.
10. Vellum, or parchment, gradually came to replace papyrus and was the material used for more than a thousand years in making copies of the New Testament. Vellum is made from the skins of animals, such as cattle, sheep, and goats. It is much more durable and sturdy than papyrus and clay.
11. The Bible is like a small library; the word “Bible” comes from the word *biblia*, which means “books.” It is a book made up of 66 smaller books which are divided into two big parts: the Old Testament and the New Testament. The Old Testament has 39 books, and the New Testament has 27 books.
12. The two “testaments” are covenants or agreements that God made with His chosen people. The Old Testament was His agreement with all people **before** Christ, especially the Israelites (the Jews). The New Testament is God’s agreement with all people **after** Christ. Today, the Old Testament is still very important because we learn valuable lessons from it (2 Timothy 3:16-17; Romans 4:23-24; 15:4; 1 Corinthians 10:11), but we are to follow the laws of the New Testament.
13. The words of the Bible were written down by about 40 different men, such as Moses, Jeremiah, Matthew, Mark, and Luke. But these men did not just write what they wanted. They were “inspired” by God. That means that they spoke and wrote God’s words without any mistakes, because God gave them special help (Psalm 33:4). The Bible is **God’s Word**—not the words of ordinary men. “All scripture is given by inspiration of God...” (2 Timothy 3:16). It is the Truth (John 17:17), and in it we can find everything we need to live as God wants us to so we can go to heaven (2 Peter 1:3).



RECOMMENDED READING FOR TEACHERS: See the article titled “[The Unity of the Bible](#)” by Kyle Butt on the Apologetics Press Web site for a more in depth study of the unity of the Bible as proof of biblical inspiration.

14. The 39 Old Testament books are grouped into four divisions according to their contents: (1) five books of law; (2) 12 books of history; (3) five books of poetry; (4) 17 books of prophecy (5 major, 12 minor). [An easy way to remember these divisions is 5, 12, 5, 5, 12.]

15. The five books of Law, Genesis to Deuteronomy, are also called the Pentateuch. The Pentateuch contains some of the best known historical events recorded in the Bible, such as Creation, the Flood, the Exodus from Egypt, and the giving of the Jewish law through Moses.



RECOMMENDED READING FOR TEACHERS: See the article titled “[Does It Really Matter Who Wrote the Pentateuch?](#)” by Eric Lyons on the Apologetics Press Web site for a more in depth study of authorship of the Pentateuch.

16. There are 12 books of history, from Joshua to Esther. These books continue to record the history of the Israelite nation (including their settlement in the land of Canaan), the time under the kings, the years spent in Babylonian captivity, and the ultimate return from exile.
17. The five books of poetry are Job, Psalms, Proverbs, Ecclesiastes, and Song of Solomon.
18. The last 17 Old Testament books, from Isaiah to Malachi, are books of prophecy. These books are sometimes subdivided into five books of major prophets and 12 books of minor prophets. The name “minor prophets” comes from the fact that these books are shorter—no less important—than the major prophets. Isaiah and other prophets like him brought God’s Word to the Jews and foretold the coming of the Messiah—Jesus.
19. The New Testament books also can be grouped according to content: (1) five books of history; (2) 21 letters to individuals or congregations of the Lord’s Church; and (3) one book of prophecy.



RECOMMENDED READING FOR TEACHERS: See the article titled “[Fact—The New Testament is the Most Historically Accurate Book Ever Written](#)” by Kyle Butt on the Apologetics Press Web site for a response to the charge that the New Testament has been corrupted in its transmission over the centuries.

20. The first five books, from Matthew to Acts, are books of history. These five books are read perhaps more widely than any other books of the Bible. The first four of these books tell us about the life of Christ and are commonly called the gospel accounts—the “good news” about Jesus. At first, there were only oral accounts by eyewitnesses—men who had been with Him in life, had witnessed His death, and had seen Him resurrected. But as years passed and eyewitnesses died, there was more and more of a need for the information they had to be written down. The apostle John wrote his gospel account down: “These things are written that you may believe that Jesus is the Christ, the son of God. And that believing you may have life in His name” (John 20:30-31).
21. The fifth New Testament book, Acts, describes the establishment of the Church—Christ’s Kingdom—and its early growth.
22. The 21 letters, from Romans to Jude, were written to congregations and individual Christians with practical instructions for the Church and Christian living. Most of these letters were written by Paul. Paul was a devout Jew who earned his living making tents. Immediately after becoming a Christian, he began to preach that Jesus was the Messiah for whom the Jews had been waiting for centuries. He dedicated the rest of his life to spreading the Good News about Jesus.
23. Paul traveled all over the Roman world and wrote letters to several congregations that he helped establish. These letters were highly treasured by early Christians. They were copied and shared (circulated) so that various congregations made collections of these writings. ^[P]_[SEP]



NOTE: The N.T. letters always arose out of specific situations. In the Roman province of Galatia, for example, a system of Jewish legalism began to develop. In order to warn and instruct the churches, Paul wrote a letter (probably by dictation). Written about A.D. 49, this is perhaps the first of Paul's letters to be preserved in the New Testament. We know this letter as the book of Galatians. Paul wrote other letters to the Christians at Rome, at Corinth, at Ephesus, and so forth.

24. The last book, Revelation, is the one New Testament book of prophecy. It describes the persecution of the Church by the government and false religion.



RECOMMENDED READING FOR TEACHERS: See the article titled "[3 Good Reasons to Believe the Bible Has Not Been Corrupted](#)" by Dave Miller on the Apologetics Press Web site, as well as the DVD series "[Has the Bible Been Corrupted?](#)" for a more in depth study on the faithful transmission and translation of the Bible through the centuries. For short videos on the subject, see: "[Has the Bible Been Faithfully Copied Over the Centuries?](#)" by Jeff Miller and "[Inspiration...and Copies of Copies of Scripture](#)" by Eric Lyons. See the book [Behold! The Word of God](#) by Kyle Butt and the article "[3 Good Reasons to Believe the Bible is from God](#)" by Eric Lyons and Kyle Butt for an in depth study on the evidence for the inspiration of the Bible.

PRE-CLASS ACTIVITIES/LEARNING CENTERS (TO BE USED AS CHILDREN ARE ARRIVING—BEFORE CLASS, AND UP TO THE FIRST FIVE MINUTES OF CLASS; OR AS HOMEWORK):

- Click here for complete [Activity Book](#) and [Answer Key](#).

Ages 2-5:

- "[Learning About God's Word Coloring Sheet](#)" (provided in activity sheets)
- "[Bible Library Coloring Sheet](#)" (provided in activity sheets)
- Make scrolls with memory verse.
- [Bible Books Train](#): Make a Bible Books Train with the names of each book of the Bible on the train cars (provided in activity sheets; [click here](#) for black and white version). For preschoolers, it would be helpful to have some kind of symbol on each train car as a visual memory tag for that book. The train could hang permanently around the room (at their eye level) so that the teacher could repeat the books in order with the children. The train cars could also be used as a game. The teacher says the name of one book (and shows the appropriate train car), and the students must name the book/train car that follows.

1st-2nd Graders:

- Make scrolls with memory verse.
- Play [Bible Bingo](#) with books of the Bible (provided in activity sheets).
- Have the words "Old Testament" and "New Testament" written on butcher paper or posterboard and put on the wall in two different areas. Give each child a card with the name of one of the books of the Bible on it. Students must decide which group their book belongs to and attach it to the correct paper.
- Play "Memory" with the books of the Bible. [provided in activity sheets; Printing Instructions: Print the entire [O.T. Books of the Bible Memory Game](#). Then print the [O.T. Books of the Bible](#)

[Memory Game Covers](#) on the opposite side. (Do the same thing with the [N.T. Books of the Bible Memory Game](#) and [N.T. Books of the Bible Memory Game Covers](#).) When your printing is complete you should have flash cards with the books of the Bible on one side and the cover on the other; cut out and laminate. Follow the same instructions for the N.T. files.]

- “[Books of the Bible](#)” word search (provided in activity sheets)
- Make sure each child has a Bible. Call out a book of the Bible and the one who finds it first gets a point. The player with the most points at the end of the game wins. (This can also be played in teams).
- “[Writers of the Bible](#)” crossword puzzle (provided in activity sheets).
- Play [Tic-Tac-Toe](#) using the information from the lesson (provided in activity sheets).

3rd-4th Graders:

- Advanced Bible Reader: Have the kids read [How Do You Know the Bible Is From God?](#) by Kyle Butt (Apologetics Press). (If they do not have time to finish it in class, you could assign it as homework.) Print out copies of the corresponding quiz from AP’s [Advanced Bible Reader](#) (ABR) site under “Other Books.” Have each of the children take the quiz. Outside of class, make ABR accounts for each of the children and put their answers into the ABR quiz for each child. Show them their scores in the next Bible class, and explain what ABR is.
 - The children could also read the [March, 2015](#) issue of *Discovery* Magazine and take the corresponding ABR quiz.
- Play [Bible Bingo](#) with books of the Bible (provided in activity sheets).
- Memory Game (see activities under 1st-2nd grade section)
- “[Books of the Bible](#)” word search (provided in activity sheets)
- Make or buy sheets of papyrus for students to write on. [Instructions for how to make papyrus are available on the Internet]
- Make sure each child has a Bible. Call out a book of the Bible and the one who finds it first gets a point. The player with the most points at the end of the game wins. (This can also be played in teams).
- “[Writers of the Bible](#)” crossword puzzle (provided in activity sheets).
- Play [Tic-Tac-Toe](#) using the information from the lesson (provided in activity sheets).

FINGERPLAYS:

“IN ALL THE WORLD”

In all the world (make a circle with arms)
Though you look and look (put hands to eyes, look back and forth)
You will never find (shake head no)
Another book like the Bible! (make open book with hands)

“THE BIBLE”

This is the Bible (put hands together)
Open it wide (open hands together)
Tell me the story (pretend to read)
Of Jesus* inside.
(*substitute other names/stories)

“I WILL NEVER KNOW”

If I take the Bible (make open book with hands)
Then close it up tight, (put hands together)
I will never know (shake head “No”)
How to do what’s right! (spread hands helplessly)

“LITTLE BIBLE”

Little Bible, book divine, (make open book with hands, or hold Bible)
I’m very glad (look very happy)
That you are mine! (hug the Bible)

POEM:

“66 TOTAL BOOKS”

Take the letters in “Old” and count them for me;
If you do this, you will get 3.

Now look at “testament” and you will find
That the letters in this word will always be 9.

If you put these numbers side by side on a line,
The results of such writing becomes 39.
And 39 books are all that were meant
To make up what we call the Old Testament.

Take the letters in “New” and count them for me;
And just like before, you will get only 3.
Now look at “testament” and you will find
That the letters in this word again will be 9.

If you take these numbers and then multiply,
The 27 you get is not quite so high,
But 27 books are all that were meant
To make up what we call the New Testament.

SONGS:

“2 TIMOTHY 3:16-17”

Author: Jeff Miller

(Tune: See “[Christian Evidences Memory Work](#)” CD)

“THE BOOKS OF THE OLD TESTAMENT”

Author: Jeff Miller

(Tune: See “[Kids Prep](#)” CD)

“THE BOOKS OF THE NEW TESTAMENT”

Author: Jeff Miller

(Tune: See “[Kids Prep](#)” CD)

Matthew, Mark, Luke, and John—these are the Gospels.

Acts of the apostles, Paul’s letters to the disciples:

Romans, First and Second Corinthians, Galatians, and Ephesians,
Philippians, Colossians, First and Second Thesalonians;
First and Second Timothy,
Titus and Philemon.

Also, Hebrews, James, First and Second Peter,
First, and Second and Third John,
Jude, and Revelation.

“WHO WROTE THE BIBLE?”

Author: Jeff Miller

(Tune: See “[Kids Prep 2](#)” CD)

Over 1600 years, some 40 men from different back-grounds,

Wrote what the Ho-ly Spirit said to write down:

Kings and priests, a scribe, a rancher, fishermen, shepherds, prophets, a soldier;

Doctor, slave, tax collector, tentmaker, cup-bearer, tree doctor, and others—

yet they all agreed with one another.

They wrote what they heard from up above.

“HOW IS THE BIBLE ORGANIZED?”

Author: Jeff Miller

(Tune: See “[Kids Prep 2](#)” CD)

There are 39 books, in the Old Testament;

Hebrew and Aramaic were the tongues spoken.

The Patriarchal Law governed all up to Moses,

And the Mosaic Law governed Jews up to Christ.

There are 5 books of Law: from Genesis to Deuteronomy.

Joshua to Esther are the 12 books of history.

Five books of poetry: from Job to Song of Solomon, and yet,

From Isaiah to Daniel: the 5 major prophets;

Hosea to Malachi: the 12 minor prophets.

After Malachi was written, but before the New Covenant,

More than 400 years, that we call the “intertestament.”

Greek and Roman kingdoms ruled the world with the sword,

Then John the Baptizer was born, “prepare the way for the Lord.”

There are 27 books found within in the New Testament.
They were written in Greek, for that was the tongue that was spoken.
The life of Christ is written in Matthew through John,
The book of Acts tells the origin of Christ's Church that lives on.
Romans through Jude: letters to Christians;
Prophecy: Revelation.

“WISE KIDS” ([Click to Hear](#))

Author: Unknown*

(Tune: “The Wise Man Built His House Upon the Rock”)

Wise kids read their Bibles every day, (open hands like book)

Wise kids read their Bibles every day,
Wise kids read their Bibles every day,
And we trust upon the Lord! (point to heaven)

Wise kids learn to pray every day, (fold hands in prayer)

Wise kids learn to pray every day,
Wise kids learn to pray every day,
And they wait upon the Lord! (point to heaven)

So read your Bible, pray, and you'll be wise, (open hands like book, then fold in prayer)

So read your Bible, pray, and you'll be wise,
So read your Bible, pray, and you'll be wise,
No matter what your size!

“THE BIBLE” ([Click to Hear](#))

Author: Unknown*

(Tune: “Go In and Out the Window”)

I love to read the Bible, (REPEAT twice)
Because it is God's Word.

I will not tear its pages, (REPEAT twice)
Because I love God's Word.

I love to hear its stories, (REPEAT twice)
Because I love God's Word.

“LISTEN TO MY WORDS” ([Click to Hear](#))

Author: Unknown*

(Tune: “London Bridge”)

God gave me two ears to hear, ears to hear, ears to hear,
God gave me two ears to hear, I will listen.

God says, "Listen to My words, to My words, to My words."
God says, "Listen to My words," they're in the Bible.

"OLD TESTAMENT BOOKS" ([Click to Hear](#))

Author: Unknown*

(Tune: "Did You Ever See a Lassie?")

Let us sing the books of Moses, of Moses, of Moses;
Let us sing the books of Moses, for he wrote the Law.
First, Genesis, then Exodus, third Leviticus, fourth Numbers;
And fifth is Deuteronomy, the last book of Law.

Let us sing the books of history, of history, of history;
Let us sing the books of history, which tell of the Jews.
There's Joshua and Judges, and the story of Ruth,
Then First and Second Samuel and First and Second Kings;
Then First and Second Chronicles, which give us their records;
Then Ezra, Nehemiah and Esther, the queen.

Let us sing the books of poetry, of poetry,
of poetry,
Let us sing the books of poetry,
The songs the Jews sang.
Job the patient, Psalms of David,
And the Proverbs of a wise one;
And then Ecclesiastes,
And the Song of Solomon.

Let us sing the major prophets, major prophets, major prophets;
Let us sing the major prophets, five long books in all.
Isaiah, Jeremiah, and then Lamentations,
Ezekiel and Daniel, who were true to their God.

Let us sing the minor prophets, minor prophets, minor prophets;
Let us sing the minor prophets, 12 short books in all.
Hosea, Joel, Amos, Obadiah,
Jonah, Micah, Nahum, Habakkuk,
Zephaniah, Haggai, Zechariah, Malachi.

"READ YOUR BIBLE, PRAY EVERYDAY" ([Click to Hear](#))

Author: Unknown*

(Tune: See Internet)

If you read your Bible and pray everyday, you'll grow, grow, grow. (REPEAT)

Grow, grow, grow, grow,
Grow, grow, grow.

If you read your Bible and pray everyday, you'll grow, grow, grow.
(Make hand movements as if reading, praying, and like a child growing.)

If you neglect your Bible and forget to pray, you'll shrink, shrink, shrink.
(Make hand movements as if closing Bible, head gesture saying "No," and like a child shrinking.)
(REPEAT)

Shrink, shrink, shrink, shrink,
Shrink, shrink, shrink.

If you neglect your Bible and forget to pray, you'll shrink, shrink, shrink.
(Make hand movements as if closing Bible, head gesture saying "No," and like a child shrinking.)

So read your Bible and pray everyday, and you'll grow, grow, grow.
(Make hand movements as if reading, praying, and like a child growing.) (REPEAT)

Grow, grow, grow, grow,
Grow, grow, grow.

So read your Bible and pray everyday, and you'll grow, grow, grow.
(Make hand movements as if reading, praying, and like a child growing.)

"THE B-I-B-L-E" ([Click to Hear](#))

Author: Traditional

The B-I-B-L-E, that's the book for me!
I stand alone on the Word of God,
the B-I-B-L-E.

The B-I-B-L-E, that's the book for me!
I read and study and then obey,
the B-I-B-L-E.

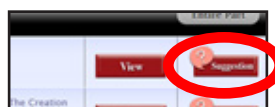
"GOD'S WORD"

Author: April Meacham and Teah McWhorter

(Tune: See "[To Know God in Song](#)" CD)


*Author Unknown: Please contact us through the feedback button for this lesson if you are aware of any copyright information for this song.

*** IF YOU HAVE SUGGESTIONS PERTAINING TO THIS LESSON, PLEASE CLICK THE
"SUGGESTION" BUTTON BESIDE THE BUTTON FOR THIS LESSON ON THE
CURRICULUM WEB SITE.



Learning About God's Book

2 Timothy 3:16-17



Old Testament 1
Part 1: Exploring God's World

WEDNESDAY EVENING

Old Testament 1 [Class Attendance Sheet](#) provided in activity sheets (NOTE: The document is interactive, allowing the teacher to type in the Class, Teacher, and the children's names.)

SCRIPTURE REFERENCES:

2 Timothy 3:16-17; 2 Timothy 2:15; Hebrews 4:12; Psalm 119:9,11,24; John 20:30-31

MEMORY WORK:

YOUNGER CHILDREN: "Be diligent to present yourself approved to God" (2 Timothy 2:15a).

OLDER CHILDREN: "Be diligent to present yourself approved to God, a worker who does not need to be ashamed, rightly dividing the word of truth" (2 Timothy 2:15).

*Continue working with children on memorizing the books of the Bible.

SONGS AND FINGERPLAYS (SEE END OF SUNDAY'S LESSON FOR WORDS):

A [song book](#) and [audio recordings](#) of many of the curriculum songs are available on the curriculum Web site.

- ["In All the World"](#)
- ["The Bible"](#)
- ["I Will Never Know"](#)
- ["Little Bible"](#)
- ["66 Total Books"](#)
- ["2 Timothy 3:16-17"](#)
- ["The Books of the Old Testament"](#)
- ["The Books of the New Testament"](#)
- ["Who Wrote the Bible?"](#)
- ["How Is the Bible Organized?"](#)
- ["Wise Kids"](#)
- ["The Bible"](#)
- ["Listen to My Words"](#)
- ["Old Testament Books"](#)
- ["Read Your Bible, Pray Everyday"](#)
- ["The B-I-B-L-E"](#)
- ["God's Word"](#)

LESSON VISUALS AND TEACHING AIDS (NOTE ANY DISCLAIMERS):

- See [AP's Pinterest page](#) for ideas on bulletin boards, visuals, crafts, etc. [DISCLAIMER: Pins may sometimes need to be adjusted to be Scriptural.]
- [Bible Facts](#) (provided under "O.T. 1 Bible Facts" on curriculum Web site)
- [Creation & Bible Firsts](#) (provided under "O.T. 1 Bible Facts" on curriculum Web site)
- [Apologetics Press' Bible Timeline](#)



- “Summary of the Bible” from “[Kids Prep](#)” CD by Jeff Miller
- “[Books of the Bible Chart](#)” (provided in activity sheets)
- Road map
- Clay or Play-Doh; sharpened pencils or sharpened sticks to use as styli
- “[Egyptian Papyrus Making \[Animation\]](#)” on YouTube
- “Classic Bible Bingo” player and calling cards: <http://livingwaterbiblegames.com/bible-books-bingo-classic.html>
- Bible Class Workshop visuals: “[27](#),” “[39](#),” “[66](#),” “[Inspiration Poster](#),” “[Bible Bookcase Wall Chart Laminated](#),” “[Bible Library New Testament Poster Set](#),” “[Bible Library Old Testament Poster Set](#),” “[Books of the Old Testament and New Testament Poster Set](#)”

PERSONAL APPLICATION:

Because He loves us, God has given us the Bible to help us know how He wants us to live so we can go to heaven. It is very important that I learn about the Bible every day, as long as I live.

INTRODUCTION:

- Review Sunday’s lesson (see [O.T. 1 Review Questions](#) for example questions)
- [Bible Facts](#) (provided under “O.T. 1 Bible Facts” on curriculum Web site)
- [Creation & Bible Firsts](#) (provided under “O.T. 1 Bible Facts” on curriculum Web site)

POINTS TO EMPHASIZE:

YOUNGER CHILDREN: Copy two or three pages from an easy-to-read version of the Bible (like the English Standard Version). Enlarge the pages 200% and laminate them. Show them cards of important words from each page you have enlarged. When they find the word designated on the card, let them circle it with a dry erase marker.

Make dot-to-dot tracing sheets of important words from Scripture, laminate them, and let the children trace the words. Emphasize over and over how wonderful it is that they can find things (i.e., “read” things) in God’s Word.

OLDER CHILDREN: Continue Sunday morning lesson if the teacher did not have time to get through all of the material. If she did finish, re-emphasize the main points, and work on the “Bible Facts” as listed in the Recommended Visuals in the Sunday morning outline.

PRE-CLASS ACTIVITIES/LEARNING CENTERS (TO BE USED AS CHILDREN ARE ARRIVING—BEFORE CLASS, AND UP TO THE FIRST FIVE MINUTES OF CLASS; OR AS HOMEWORK):

- See Sunday morning’s lesson

*** IF YOU HAVE SUGGESTIONS PERTAINING TO THIS LESSON, PLEASE CLICK THE “SUGGESTION” BUTTON BESIDE THE BUTTON FOR THIS LESSON ON THE CURRICULUM WEB SITE.

