

Enlarged Family

(The Twelve Sons of Jacob)

Genesis 29:1-30:24



Old Testament 2
Part 2: Israel

SUNDAY MORNING

Old Testament 2 [Class Attendance Sheet](#) provided in activity sheets (NOTE: The document is interactive, allowing the teacher to type in the Class, Teacher, and the children's names.)

SCRIPTURE REFERENCES:

Genesis 29:1-30:24; 35:16-18,23-26; 48-50

MEMORY WORK:

The names of the twelve sons of Jacob—Reuben, Simeon, Levi, Judah, Issachar, Zebulun, Dan, Naphtali, Gad, Asher, Joseph, and Benjamin [Daughter: Dinah]

SONGS AND FINGERPLAYS (SEE END OF LESSON FOR WORDS):

A [song book](#) and [audio recordings](#) of many of the curriculum songs are available on the curriculum Web site.

- [“The Sons of Jacob”](#)
- [“My Daddy”](#)
- [“My Mother”](#)
- [“These are the Sons of Jacob”](#)
- [“Jacob Had One Dozen Sons”](#)
- [“This Little Christian Light of Mine”](#)

LESSON VISUALS AND TEACHING AIDS (NOTE ANY DISCLAIMERS):

- See [AP's Pinterest page](#) for ideas on bulletin boards, visuals, crafts, etc. [DISCLAIMER: Pins may sometimes need to be adjusted to be scriptural.]
- [Abraham & Israel Bible fact cards](#) (provided under “O.T. 2 Bible Facts” on curriculum Web site)
- Apologetics Press' [Bible Timeline](#)
- “Summary of the Bible” from “[Kids Prep](#)” CD by Jeff Miller
- “Genesis Chapter Summary” from “[Kids Prep](#)” CD by Jeff Miller
- Betty Lukens' felt pieces
- [Jacob: A Beka Flash-A-Card Series](#) (DISCLAIMER: use the cards, *not the lesson book*; remove card 2.3)
- For more information on the 12 tribes of Israel, see the Bonus Lesson (after Lesson 13)
- [“The Sons of Jacob Chart”](#) illustration (provided in activity sheets)
- [“The Twelve Sons Visuals”](#) (provided in activity sheets)



- **Jacob Deceived by Laban images from freebibleimages.com (DISCLAIMER: some representations may be biblically inaccurate)**

PERSONAL APPLICATION:

(YOUNGER CHILDREN): God wants me to be different from the people who make bad choices and who don't obey Him.

(OLDER CHILDREN): Christians (the Church) are God's special people today, just as the children of Israel were in the Old Testament. Just as the Israelites were to be different from the idol-worshipping people around them, we must not be like those who don't obey God.

LESSON STARTS HERE

INTRODUCTION: (YOUNGER CHILDREN)

Last week, we studied about Jacob getting married. He wanted to marry Rachel but her father, Laban, tricked him. What did her father do to trick Jacob? (gave him Leah instead) So, Jacob had to work seven more years to marry Rachel. Today, we are going to talk about Jacob's family and how hard things can be for us when we fail to set up our homes in the way God intended.

In the Bible, the descendants of Jacob were called the children of Israel. They were God's chosen people for a long, long time, and He expected them to obey Him no matter what. Today, God's chosen people are Christians, and He expects us to obey Him, too. That means we are often different than other people. We want to do what God says so that others will want to learn about God and become Christians too. We need to let our light shine! What are some ways we let our lights shine and are good examples to others?

INTRODUCTION: (OLDER CHILDREN)

Review last week's lesson

What would your family be like if you had five parents? Well, in Jacob's family, all the kids had a father, a mother, and three stepmothers! What do you think that must have been like? God has had a special plan for families from the time of Adam and Eve. What kinds of problems do you think Jacob might have had because he didn't follow God's plan?

The descendants of Jacob were called the children of Israel. They were God's chosen people for thousands of years, and He expected them to obey Him no matter what. Today, God's chosen people are Christians, and He expects us to obey Him, too. That means we are often different than other people. We want to do what God says so that others will want to learn about God and become Christians too. Are Christians different from others? Why should Christians be different? What are some ways Christians should be different from the rest of the world?

POINTS TO EMPHASIZE:

1. Review the marriages of Jacob and the children in his family.
2. The 12 sons and one daughter of Jacob grew up in a large, confusing household. Each one had several half-brothers, and there were four "moms" "in the house" (more than likely in four separate tents or houses in a compound) which can be a very volatile situation. We know that the two sisters, Rachel and Leah, had some problems getting along (mainly jealousy). In that kind of environment, it is inevitable that bad feelings would develop among the brothers.

Leah's sons were especially jealous of Rachel's son Joseph. From their descendants would grow the 12 tribes of Israel—the great nation that God promised to their great-grandfather Abraham years before.

NOTE: Sons of Jacob and Leah (use at your discretion):

Reuben: He committed fornication with Bilhah (Genesis 35:22; 49:3-4). He did commendable things to try to rectify his behavior (e.g., Genesis 37:21-29; 42:22,37), but at the end of Jacob's life, he still described Reuben as reckless or "uncontrolled as water" (Genesis 49:4). His descendants did not provide good leadership for the rest of the family. They did not respond to Deborah and Barak's call to arms (Judges 5:15-16). They helped to set up one of the unauthorized places of worship in Canaan (Joshua 22:10-34).

Simeon and Levi: Simeon and Levi are known as the "blood brothers" due to their violent, vengeful behavior in Genesis 34:25ff (on behalf of their sister). Jacob described these two sons as very self-willed, violent, and angry (Genesis 49:5-7). He predicted that both these sons would eventually be scattered throughout the lands of their other brothers. Simeon's descendants were, in fact, not given land of their own, but were given an inheritance within that of Judah (Joshua 19:1). Some were captured by idol-worshipping peoples and lived outside Canaan (1 Chronicles 4:39-43). Their numbers dwindled over time. During the Divided Kingdom, many of Simeon's descendants joined the ranks of the Kingdom of Judah again out of disgust with the immorality of the Kingdom of Israel (2 Chronicles 15:9). Levi's descendants became the special tribe of priests and were scattered among the brothers' lands, not receiving land of their own in Canaan. Many of the stories in the Bible involving the Levites are marked by self-willed, prideful, rebellious behavior (cf. Numbers 16; Leviticus 10).

Judah: His name means "praise." He was the ancestor of Jesus (Matthew 1:1-2). Jacob described this son as a "young lion" (Genesis 49:9). Judah was not a good influence on his other brothers early in the story (e.g., his treatment of Joseph and fornication with his daughter-in-law in Genesis 38). However, his unselfish and repentant attitude later in life was commendable (Genesis 43:8-10). Jacob predicted that Judah would be strong and courageous, and that his land would be productive and fruitful.

Issachar: Jacob described this son as a strong donkey that wanted only to rest and not to fight for what was his inheritance (Genesis 49:14-15). Jacob predicted that someday Issachar would be carrying burdens for others. Issachar's name means "wages" or "reward."

Zebulun: His name means "dwelling." One of the boundaries of the land given to Zebulun's descendants was near the Sea of Galilee, and through that land traders and merchants came from the Mediterranean Sea. Jacob predicted that some of Zebulun's land would be a safe place, or haven, for ships (Genesis 49:13).


NOTE: Sons of Jacob and Bilhah

Dan: Jacob described this son as a deadly serpent or "horned snake" (Genesis 49:16-18). Dan's name means "a judge," or "he judged." (Samson was a Danite.)

Naphtali: His name means "wrestled for." Jacob described this son as a "doe let loose" who "gives beautiful words" (Genesis 49:21). (Deborah and Barak were of the tribe of Naphtali.)




NOTE: Sons of Jacob and Zilpah



Gad: His name means “good fortune.” Jacob predicted (Genesis 49:19) that the land Gad’s descendants inherited would have to continually be defended. Indeed, their land was on the edge of territories controlled by the Ammonites and other desert peoples, open to frequent attacks. Jacob predicted that Gad’s land would be frequently assaulted but that Gad’s descendants would be strong enough to defeat them.

Asher: His name means “happy.” Jacob predicted (Genesis 49:20) that Asher’s food would be rich and that he would provide delicacies fit for a king. Asher’s territory included the coastal area (Joshua 19:24-30), which would include fertile farmlands.

NOTE: Sons of Jacob and Rachel



Joseph: Was his father’s favorite son (Genesis 37:3). Jacob predicted that Joseph would be a “fruitful bough (or son)” (Genesis 49:22). Indeed, Joseph was the most noble and God-fearing of the twelve sons. He suffered the most during his lifetime, but received the greatest blessings. (After Genesis 50, Joseph is not listed as one of the 12 Tribes of Israel. Instead, Joseph’s two sons, Manasseh and Ephraim, are listed as two of the 12 tribes. Levi also is not listed, since his descendants were to be priests to all the other descendants of Jacob.)

Benjamin: Rachel died when this son was born. Jacob described this son as “a wolf” (Genesis 49:27). His name means “son of my right hand.” (Saul, Jonathan, Ehud the judge, and the Apostle Paul were Benjamites.)

3. Recall from last quarter that since the very beginning—since the first home with Adam and Eve and their children—God has had a special design (plan) for happy homes. He knows what we need and what will make us happy. But because people make bad choices, we don’t always have the happy homes God knows we need. Jacob made some bad choices, and he also suffered because of the bad choices of other people (Laban’s trickery). He could not be the kind of husband and father that God wanted him to be, and his home was not as happy as God wanted it to be.
4. Just as God expected Jacob to obey His laws and build a strong family, He expects us to do the same.
5. When Jacob was near the end of his life, he called all of his sons together to talk to them. He had special things to say to each of his twelve sons and to the two sons of Joseph—Manasseh and Ephraim.
6. Jacob’s family had been through difficult times, and some of the family had not always obeyed God’s instructions. He wanted to remind them of their need for God and of the importance of obeying Him. He wanted them to think about bad choices they had made in the past so that they could try to do better. And Jacob wanted to remind them of the promises that God had made to him, to his father Isaac, and to his grandfather Abraham. Those promises, and God’s special relationship with their family, made them different from all other people on Earth.
7. In the Old Testament, the Twelve Tribes of Israel (Israelites, Hebrews, Jews) were God’s special people. They were to be different from all other peoples around them. They were to worship the one true God. They were to worship differently, to live differently, and to treat one

another differently from all the peoples around them. They were specially chosen to be the ancestors of the Savior of the world—Jesus.

8. In the New Testament, God’s special people are Christians (the Church, those baptized into Christ). We are to be different than all the other people around us, just like the Israelites in the Old Testament. We have special ways to worship God. We are to treat one another differently (as Jesus treated others) and show others by the way we live that we love God and respect His Word. Jesus described the way we are to live as a bright light in a dark place; we are to be the “light of the world” to lead others to God. (Elaborate on each of these points as much as you deem appropriate for each age group.)

PRE-CLASS ACTIVITIES/LEARNING CENTERS (TO BE USED AS CHILDREN ARE ARRIVING—BEFORE CLASS, AND UP TO THE FIRST FIVE MINUTES OF CLASS; OR AS HOMEWORK):

- Click here for the complete [Activity Book](#).

Ages 2-5:

- “[The Sons of Jacob Coloring Sheet](#)” (provided in activity sheets)
- “[Twelve Sons Coloring Sheets](#)” (provided in activity sheets)
- Using small figurines or hand or stick puppets to represent members of the family, let each child describe the roles of every person in the family.
- Ask the children to draw and color a picture of each person in their families on a piece of paper which you have labeled “Thank you, God, for My Family.”
- Draw a lantern or a candlestick on a piece of paper. Write the memory verse on the bottom of the page. Make enough copies for all the children in your class. Provide small pieces of red, orange, and yellow tissue paper and let the children crinkle the paper. Help them use glue sticks to put the crinkled pieces of tissue paper on their lanterns or candlesticks.
- Provide magazine pictures of children helping and obeying. Help the children glue the pictures onto construction paper labeled “I show my love for God by what I do” (Matthew 5:16).
- Make copies of coloring pages that show children helping and obeying. Glue the pages onto a long strip of bulletin board paper or butcher paper to create a wall mural. Tell the children that when we do things for others and obey our parents and teachers, we are showing others how much we love God (we are letting our “lights shine”).
- Bible Bowling: Write out review questions on individual slips of paper and put them inside cardboard toilet paper tubes. Stand the tubes up in a row on the floor. Let the children take turns knocking down one tube at a time with a small, soft ball. After knocking down a tube, the child must answer the question inside.
- Five year olds: Provide an egg carton and 12 plastic eggs for each child. Also provide craft items (construction paper scraps, glue sticks, stickers, etc.) so the children can decorate their eggs; encourage them to draw faces on the eggs (add “personality”). Ask the children to write the names of Jacob’s sons on the plastic eggs.

1st-2nd Graders:

- Before class, darken the classroom (blankets over the windows, lights out, etc.), and put an object in a different part of the room from where the children will sit. Tell them what the object is, turn the lights off, and ask them if they can see it in the dark. Then light a candle or turn on a flashlight near the object, and see if they can find it. Discuss how we are the “light of the world,” showing by our actions and words how much we love Jesus. If we don’t help others, use right words, and act

like God wants us to, other people won't be interested in learning about Jesus.

- Sons of Jacob symbols: Using a computer program such as Printshop or a language program, print the Hebrew words for the names of Jacob and his sons. Make each name the size of an 8½ x 11 sheet of paper. Make small, empty booklets for the children (5½" x 4") with 13 pages. Give the 2nd-4th grade children black crayons or washable markers to see if they can copy the Hebrew names in their booklets. With five year olds and first graders, draw outlines of the words that they can fill in with crayons or washable markers.
- Provide an egg carton and 12 plastic eggs for each child. Also provide craft items (construction paper scraps, glue sticks, stickers, etc.) so the children can decorate their eggs. Encourage them to draw faces on the eggs (add "personality"). Ask the children to write the names of Jacob's sons on the plastic eggs.
- Take pictures of each child (could let them wear funny sunglasses). After developing the pictures, glue them to a construction paper sun (or a page from a "sun" notepad which can be purchased at a teacher supply store.) Add the caption: "I will shine for God." Around the picture, or on the back of the page, ask the children to write ways in which they can "shine" for God. (This activity can be started on Sunday morning and finished Wednesday night.)
- Bible Bowling: Write out review questions on individual slips of paper and put them inside cardboard toilet paper tubes. Stand the tubes up in a row on the floor. Let the children take turns knocking down one tube at a time with a small, soft ball. After knocking down a tube, the child must answer the question inside.
- "[Twelve Sons](#)" crossword puzzle (provided in activity sheets)
- "[Sons of Jacob Matching Game](#)" (provided in activity sheets)
- Write the names of characters and/or places studied in this and previous lessons on squares of construction paper or index cards. Tape the names to the backs of each student. Let the other kids give them clues to help them guess who or what is on the cards on their backs.
- Play Tic-Tac-Toe with questions from this and previous lessons ([Tic-Tac-Toe board](#), [Instructions](#), and [questions](#) with answers provided in activity sheets).
- Have the children read *Just Me and My Dad* and/or *Just Me and My Mom* by Mercer Mayer
- Make a cardboard or poster board circle on which you have written characteristics/information about the main characters in the lesson. Write the names of the main characters on clothespins and have students match the clothespins to the correct information on the circle.

3rd-4th Graders:

- Advanced Bible Reader: If they did not do so last week, have the kids read Genesis chapters 29-30, as well as chapter 31 (also read chapters 26-28 if they did not read those chapters this quarter). [This could be assigned Sunday, to be completed by Wednesday.] Print out copies of the Genesis 26-30 quiz from AP's [Advanced Bible Reader](#) (ABR) site. Have each of the children take the quiz if they have yet to do so. If you have not already, outside of class, make ABR accounts for each of the children and put their answers into the ABR quiz for each child. Show them their scores in the next Bible class, and explain what ABR is.
- Provide large index cards or rectangles of cardstock so that the students can write the "Recipe for a Happy Home" based on the Scriptures (given below under "Everyone must do their part to make a happy home").
- Write the names of characters and/or places studied in this and previous lessons on squares of construction paper or index cards. Tape the names to the backs of each student. Let the other kids give them clues to help them guess who or what is on the cards on their backs.
- Play Tic-Tac-Toe with questions from this and previous lessons ([Tic-Tac-Toe board](#), [Instructions](#), and [questions](#) with answers provided in activity sheets).

- “[Twelve Sons](#)” crossword puzzle (provided in activity sheets)
- “[Sons of Jacob Matching Game](#)” (provided in activity sheets)
- Before class, darken the classroom (blankets over the windows, lights out, etc.), and put an object in a different part of the room from where the children will sit. Tell them what the object is, turn the lights off, and ask them if they can see it in the dark. Then light a candle or turn on a flashlight near the object, and see if they can find it. Discuss how we are the “light of the world,” showing by our actions and words how much we love Jesus. If we don’t help others, use right words, and act like God wants us to, other people won’t be interested in learning about Jesus.
- Play “[Bible BINGO](#)”: Make “BINGO” cards with answers to review questions in each square. Write review questions on small cards which you will read one at a time. The children should put game markers (small pieces of scrap construction paper) on the squares as they find the answers to match the questions (Bingo cards provided in activity sheets).

FINGERPLAYS:

“MY DADDY”

I have a daddy, so big and so strong!
 He works for us all day long.
 He always knows the games that are fun,
 He reads to us when the day is done.
 I’d like to bow my head and say,
 “Dear God, bless Daddy every day.”

“MY MOTHER”

I have a mother so kind and so sweet.
 She dusts our house and keeps it so neat.
 She washes dishes, irons our clothes,
 When we need help, she always knows
 Exactly what is good and right.
 For her I say a special prayer tonight.

SONGS:

“THE SONS OF JACOB”

Author: Jeff Miller
 (Tune: See “[Kids Prep](#)” CD)

Reuben, Simeon, Levi, Judah,
 Issachar, Zebulun, Naphtali;
 Dan, Gad, Asher,
 Joseph, and Benjamin.
 These are the sons of Jacob.

“THESE ARE THE SONS OF JACOB” ([Click to Hear](#))

Author: Traditional

(Tune: “1 Little, 2 Little, 3 Little Indians”)

Reuben, Simeon, Levi, Judah,
Dan and Naphtali, Gad, and Asher,
Issachar, Zebulun, Joseph, and Benjamin,
These are the sons of Jacob.

“JACOB HAD ONE DOZEN SONS” ([Click to Hear](#))

Author: Unknown*

(Tune: “Jesus Loves Me”)

Jacob had one dozen sons:
Reuben, Levi, Simeon.
Judah, Dan, and Naphtali,
Gad and Asher, me oh my!

Issachar and Zebulun,
Joseph, also, Benjamin.
Joseph’s brothers were real mean,
‘Specially when they heard his dreams.

CHORUS:

Jacob had 12 sons, and
Dinah, his one girl.
He loved his children,
But loved Joseph the most.

“THIS LITTLE CHRISTIAN LIGHT OF MINE” ([Click to Hear](#))

Author: Unknown*

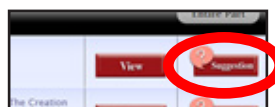
This little Christian light of mine,
I’m gonna let it shine.
This little Christian light of mine,
I’m gonna let it shine.
This little Christian light of mine,
I’m gonna let it shine.
Let it shine, all the time, let it shine.

All around the neighborhood,
I’m gonna let it shine.
All around the neighborhood,
I’m gonna let it shine.
All around the neighborhood,
I’m gonna let it shine.
Let it shine, all the time, let it shine.

Hide it under a bushel? No!
I'm gonna let it shine.
Hide it under a bushel? No!
I'm gonna let it shine.
Hide it under a bushel? No!
I'm gonna let it shine.
Let it shine, all the time, let it shine.
Won't let Satan [blow on finger] it out.
I'm gonna let it shine.
Won't let Satan [blow on finger] it out.
I'm gonna let it shine.
Won't let Satan [blow on finger] it out.
I'm gonna let it shine;
Let it shine, all the time let it shine.

*Author Unknown: Please contact us through the feedback button for this lesson if you are aware of any copyright information for this song.

*** IF YOU HAVE SUGGESTIONS PERTAINING TO THIS LESSON, PLEASE CLICK THE
“SUGGESTION” BUTTON BESIDE THE BUTTON FOR THIS LESSON ON THE
CURRICULUM WEB SITE.



An Agreement Between Jacob and Laban

Genesis 30:25—31:55



Old Testament 2
Part 2: Israel

WEDNESDAY EVENING

Old Testament 2 [Class Attendance Sheet](#) provided in activity sheets (NOTE: The document is interactive, allowing the teacher to type in the Class, Teacher, and the children's names.)

SCRIPTURE REFERENCES:

Genesis 30:25-31:55; Ephesians 4:31-5:1; Colossians 3:8

MEMORY WORK:

YOUNGER CHILDREN: "Be angry and do not sin" (Ephesians 4:26a).

OLDER CHILDREN: "'Be angry and do not sin': do not let the sun go down on your wrath, nor give place to the devil" (Ephesians 4:26-27).

SONGS AND FINGERPLAYS (SEE END OF SUNDAY'S LESSON FOR WORDS):

A [song book](#) and [audio recordings](#) of many of the curriculum songs are available on the curriculum Web site.

- ["The Sons of Jacob"](#)
- ["My Daddy"](#)
- ["My Mother"](#)
- ["These are the Sons of Jacob"](#)
- ["Jacob Had One Dozen Sons"](#)
- ["This Little Christian Light of Mine"](#)

LESSON VISUALS AND TEACHING AIDS (NOTE ANY DISCLAIMERS):

- See Sunday's lesson
- Make transparencies from coloring books or old take-home papers of main characters in the lesson.

PERSONAL APPLICATION:

God knows that I get angry sometimes, but I can choose not to hurt anyone or say something I shouldn't say when I am angry.

INTRODUCTION:

- [Abraham & Israel](#) Bible fact cards (provided under "O.T. 2 Bible Facts" on curriculum Web site)



- Review Sunday’s lesson (see [O.T. 2 Review Questions](#) for example questions)
- On Sunday morning, we learned about how large Jacob’s family became while he was working for Laban (in Padam Aram, his mother’s homeland). Tonight, we will talk about Jacob moving his family to another place. Can you imagine having to move such a large household of people, all of their belongings, and huge flocks of animals? How do you think Laban felt about Jacob, his daughters, and grandchildren moving away?

POINTS TO EMPHASIZE:

1. Review Sunday morning lesson (see [O.T. 2 Review Questions](#) for example questions).
2. Jacob worked for Laban for 14 years as payment for his two wives (Rachel and Leah). Jacob did such a good job of raising Laban’s sheep and goats that Laban became very wealthy. But Laban did not treat Jacob fairly, and finally Jacob decided to leave and go back to Canaan where he had come from.
3. Laban did not want Jacob to go back to Canaan, so Jacob made him a deal. (Note Laban’s comment in Genesis 30:27, “I have learned by experience that the Lord has blessed me for your sake.”) Jacob asked Laban to let him have all the spotted, speckled, and striped sheep and goats, which were considered the least valuable and weakest animals. Laban agreed and before long, Jacob had more animals and stronger animals than Laban. Laban and his sons became very jealous of Jacob because he became even wealthier than they.
4. Jacob worked for Laban six more years (20 years total). God spoke to Jacob and told him it was time to return to Canaan, and Jacob started making plans. He told Rachel and Leah that God had spoken to him, and they agreed to go with him. Jacob loaded up his wives and all his children and gathered together all his flocks for the long journey. (Note Rachel and Leah’s remarks about their father in Genesis 31:15-16!)
5. After three days, Laban found out that Jacob was trying to get away and, full of anger, went after him. God spoke to Laban in a dream and told him not to do or say anything harmful to Jacob. Laban traveled for seven days before catching up with Jacob at Mizpah (or Gilead). Even though he was very angry with Jacob, he did not say or do anything bad to Jacob because of the dream he had.



NOTE: Rachel stole and hid the “household gods” from her father (and then lied about it), indicating that Laban and possibly others in the family worshipped idols. Traditionally, sons—not daughters—would inherit the idols.

6. Laban said that he was angry that Jacob had taken Rachel and Leah and all the grandchildren without even giving him a chance to say good-bye. But Jacob reminded him that he had worked for 20 years, protecting and building up his flocks and herds, while Laban cheated him over and over. (Remind the children how Laban tricked Jacob into marrying Leah. With older children, read Genesis 31:41 together.)
7. Laban suggested that Jacob and he put up a pile of rocks and also a stone pillar (large block) as reminders to themselves and everyone else in their families that they would be at peace with each other from that time on.

8. Jacob offered a sacrifice on the mountain nearby, and his family and Laban and his men all ate together. The next morning Laban kissed his daughters and grandchildren good-bye and returned to his home.
9. There will be times when we get mad about different things. But it is important to remember that we have to control our anger so that we, like Laban and Jacob, do not say or do things to hurt other people or disappoint God.

PRE-CLASS ACTIVITIES/LEARNING CENTERS (TO BE USED AS CHILDREN ARE ARRIVING—BEFORE CLASS, AND UP TO THE FIRST FIVE MINUTES OF CLASS; OR AS HOMEWORK):

- See Sunday morning’s lesson.
- Have the children read *I Was So Mad* by Mercer Mayer

***** IF YOU HAVE SUGGESTIONS PERTAINING TO THIS LESSON, PLEASE CLICK THE “SUGGESTION” BUTTON BESIDE THE BUTTON FOR THIS LESSON ON THE CURRICULUM WEB SITE.**

