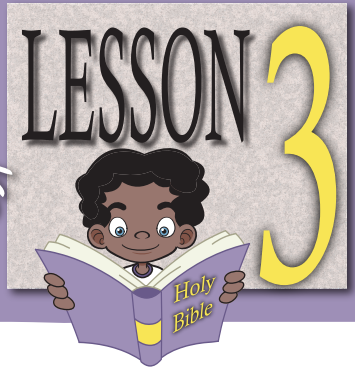


Andrew Brought His Brother to Jesus



New Testament 3
Part 1: The Apostles

SUNDAY MORNING

New Testament 3 [Class Attendance Sheet](#) provided in activity sheets (NOTE: The document is interactive, allowing the teacher to type in the Class, Teacher, and the children's names.)

SCRIPTURE REFERENCES:

John 1:35-42; 6:8-9; 12:20ff.; Matthew 4:18-20; Mark 1:16-18

MEMORY WORK:

The names of the original 12 apostles (Matthew 10:2-4)

SONGS AND FINGERPLAYS (SEE END OF LESSON FOR WORDS):

A [song book](#) and [audio recordings](#) of many of the curriculum songs are available on the curriculum Web site.

- [“The Apostles”](#)
- [“Jesus Called Four Fishermen”](#)
- [“Four Fishermen”](#)
- [“Plan of Salvation”](#)

LESSON VISUALS AND TEACHING AIDS (NOTE ANY DISCLAIMERS):

- See [AP's Pinterest page](#) for ideas on bulletin boards, visuals, crafts, etc. [DISCLAIMER: Pins may sometimes need to be adjusted to be Scriptural.]
- [Apostles & N.T. Teams](#) Bible fact cards (provided under “N.T. 3 Bible Facts” on curriculum Web site)
- “Summary of the Bible” from “[Kids Prep](#)” CD by Jeff Miller
- Large drawing of a boy or girl, labels of six steps of salvation to attach to appropriate places on drawing. EXAMPLE: Hear on ear, believe and repent on head (mind), confess on mouth, be faithful (crown on head)
- Ministry of Jesus flannel graph
- Boyhood and Early Ministry of Jesus picture set from A Beka (DISCLAIMER: use the cards, *not the lesson book*; note on card CB 3.5, angels were male humans without wings when they appeared to humans in the Bible)
- [Print and cut out large letters that spell APOSTLES](#) (provided in activity sheets), and put the provided information that goes with each letter on the back of each letter (provided in activity sheets; print front and back or manually copy front and back).
- [Print and cut out large numbers \(1-12; provided in activity sheets\)](#), and put the



provided information that goes with each number on the back of the letter (“[12 Things to Remember about the Apostles](#)” provided in activity sheets; print front and back or manually copy front and back)

PERSONAL APPLICATION:

Others help me learn about Jesus so that one day I will choose to become a Christian.

LESSON STARTS HERE

INTRODUCTION: (YOUNGER CHILDREN)


Last week we talked about Matthew. Who can tell me something about him? This week we are going to learn about another one of the apostles. We are going to learn about Andrew and how he brought his brother to Jesus. We want to be like Andrew and tell others about Jesus, too!

INTRODUCTION: (OLDER CHILDREN)

Review last week’s lesson about Matthew. Sometimes we may feel that inviting someone to Bible study or worship service is not that important. But it is actually one of the best ways to introduce someone to Jesus. Today, we are going to learn of a man who introduced Jesus to his brother and to others.


POINTS TO EMPHASIZE:

1. Andrew was a disciple (follower) of John the Baptizer. One day, John pointed out Jesus to his followers, calling Jesus “the Lamb of God” (the Savior) for whom they had been waiting for centuries. Andrew and some other followers of John decided to go hear Jesus. Andrew was so excited about what Jesus had to say that he believed Jesus really was the long-awaited Messiah, and he wanted to share that good news first with his brother, Peter (John 1:40-42).



NOTE: John 1:39 says they were with Him until about “the tenth hour.” According to Jewish ways of tracking time, the tenth hour would have been 4:00 p.m. According to Roman time (used in the book of John), the tenth hour would have been 10:00 a.m., which means Andrew may have listened to Jesus all night.

2. Later, when Jesus was walking by the Sea of Galilee, He called Andrew, along with Peter, James, and John, to follow Him and learn from Him (to be His disciples). We don’t know as much about Andrew as we do his brother, Peter. But we do know he brought people to Jesus.



NOTE: Jesus’ 12, special disciples were not called “apostles” until Matthew 10:2.

3. When Jesus wanted to feed a multitude, He called on Andrew and Philip to find food and organize the crowd into smaller groups. Andrew was the disciple who brought the young boy

with a lunch to Jesus. Jesus divided the five loaves of bread and two fish from the boy's lunch to feed 5,000 men, plus many women and children (John 6:8-9).

4. When some Greek men wanted to hear and see Jesus, they came to Philip, and Philip went to Andrew for advice. Andrew (and Philip) took the men to Jesus (John 12:20-22).
5. Andrew is mentioned for the last time in the New Testament in Acts 1:13. But according to tradition, he traveled to faraway places to tell others about Jesus and was eventually killed because of his efforts.
6. Even though we don't know much about Andrew, we know a lot about his brother, Peter. Bringing Peter to Jesus was very, very important. Peter became the leader of the apostles. He preached the first Gospel sermon after Jesus' ascension (Acts 2), and he taught thousands more people during his lifetime. He not only taught the first sermon to the Jews on the day of Pentecost, but he was also the first to teach the Gentiles (non-Jews) about Jesus (Acts 10). Peter also wrote two very important letters to the early Christians (First and Second Peter), which are part of the New Testament. Just think what would **not** have happened if Andrew had not brought his brother to Jesus! We have no way to know how much good a single person will do, or how many lives he will touch, when we teach him about Jesus.
7. Andrew loved his brother enough to bring him to Jesus. For most of us, our mothers and fathers were the first ones to teach us about Jesus. Grandparents, aunts, uncles, and other people in our families probably have taught us, too. Others love you enough to teach you about Jesus, and they hope that one day you will choose to become a Christian.
8. The specific activities of Andrew are only mentioned six times in the Bible (Matthew 4:18/Mark 1:16; Mark 13:3; Acts 1:13; John 1:40-42; 6:8-9; 12:20-22), and half of them involved Andrew bringing others to see Jesus. He brought Peter, the boy with the fish and loaves, and Greek men to see Jesus. If we were Jesus' apostles, wouldn't it be great if the same could be said of us?
9. **How do we become Christians?** When we are old enough to live as Christians and do those things God requires of His disciples, we must make the decision to become Christians. First, we must **hear** the Gospel from others and/or study the Bible on our own (Romans 10:14-17). Second, we must **believe** that Jesus is the Son of God, and that He died so that we can be forgiven of sins (John 20:30-31, 3:16; Hebrews 11:6; John 8:24). Third, we must **repent** (change our way of thinking and living; turn from one way of life to a different way and make things right) (Luke 13:3; Acts 17:30-31; Matthew 3:8). Fourth, we must **confess** (be willing to say publicly) that we believe Jesus is the Son of God (Romans 10:9-10). Fifth, we must **be baptized** for the forgiveness of our sins (i.e., completely immersed in water; Acts 2:38; 22:16; 1 Peter 3:21; Mark 16:16; Acts 22:16), being added to the one Church that Christ established (Matthew 16:18; Acts 2:47; Ephesians 4:4; 1:22-23; Romans 16:16). And we must **be faithful** to Christ as long as we live if we want to go to heaven (Revelation 2:10).

PRE-CLASS ACTIVITIES/LEARNING CENTERS (TO BE USED AS CHILDREN ARE ARRIVING—**BEFORE** CLASS, AND UP TO THE FIRST FIVE MINUTES OF CLASS; OR AS HOMEWORK):

- Click here for complete [Activity Book](#) and [Answer Key](#).

Ages 2-5:

- “[Andrew Brought His Brother to Jesus Coloring Sheet](#)” (provided in activity sheets)
- For each child, have a simple outline of a house, with cutout windows and a door. Let them draw a family member behind each cutout window. Label the house, “Everyone in our house loves Jesus!”

- Fishing game: Make cutout fish with questions from the story on them and a paper clip on their mouths (or velcro). Take a fishing pole [e.g., from the Dollar Store, or use a thin branch with a string and “hook” (e.g., paper clip bent into a “J” or velcro) attached] and let the children fish for a question to answer (“[Fish Game Cutouts](#)” provided in activity sheets).
- Give each child a paper with “[I Can Tell Others About Jesus Like Andrew Did](#)” printed at the top, and let them draw a picture of someone they can talk to about Jesus with a picture of themselves talking to that person (provided in activity sheets).

1st-2nd Graders:

- “[Paper Chain Cutout](#)”: Make paper chains with the steps of salvation, using appropriate scriptures on each link (Hear: Romans 10:17; Believe: John 8:24; Repent: Luke 13:3,5; Confess: Romans 10:9-10; Be Baptized: 1 Peter 3:21; Live Faithfully: Revelation 2:10). Laminate the links, if possible, and connect them using yarn or metal brads (links with verses provided in activity sheets).
- Fishing game: Make cutout fish with questions from the story on them and a paper clip on their mouths (or velcro). Take a fishing pole [e.g., from the Dollar Store, or use a thin branch with a string and “hook” (e.g., paper clip bent into a “J” or velcro) attached] and let the children fish for a question to answer (“[Fish Game Cutouts](#)” provided in activity sheets).
- Give each child a paper with “[I Can Tell Others About Jesus Like Andrew Did](#)” printed at the top, and let them draw a picture of someone they can talk to about Jesus with a picture of themselves talking to that person (provided in activity sheets).
- Activities from Lesson one in this series
- Egg Carton Game: Write clues about each apostle on small slips of paper (without the name of the apostles) and attach them on the inside, bottom of each empty egg slot. Put a marble in the carton, close it, and shake the carton. From whichever slot the marble lands, have a student read the slip of paper and answer which apostle belongs with the clue (repeat).
- Put the crossword puzzle (with names of apostles) on power point. Let kids write the answers on the puzzle being projected on marker/chalk board.
- Let kids help make a mural or bulletin board by coloring black and white illustrations of the apostles (enlarged to at least 8 x 14 inches) from a Bible story coloring book or CD of Bible art. If this was completed last week, skip this activity.

3rd-4th Graders:

- “[Paper Chain Cutout](#)”: Make paper chains with the steps of salvation, using appropriate scriptures on each link (Hear: Romans 10:17; Believe: John 8:24; Repent: Luke 13:3,5; Confess: Romans 10:9-10; Be Baptized: 1 Peter 3:21; Live Faithfully: Revelation 2:10). Laminate the links, if possible, and connect them using yarn or metal brads (links with verses provided in activity sheets).
- “[Clues About the Apostles Worksheet](#)” (provided in activity sheets)
- Write the names of the apostles on game cards. Let kids take turns drawing cards, telling something he/she remembers about the apostle named on the card drawn.
- Give each child a paper with “[I Can Tell Others About Jesus Like Andrew Did](#)” printed at the top, and let them draw a picture of someone they can talk to about Jesus with a picture of themselves talking to that person (provided in activity sheets).
- Put the crossword puzzle (with names of apostles) on power point. Let kids write the answers on the puzzle being projected on marker/chalk board.
- Let kids help make a mural or bulletin board by coloring black and white illustrations of the

apostles (enlarged to at least 8 x 14 inches) from a Bible story coloring book or CD of Bible art. If this was completed last week, skip this activity.

- Have the children read the following:
 - John chapter 12
 - *Twelve Who Followed Jesus* Arch Book
 - *The Story of Jesus and His Disciples*, Alice in Bibleland Storybook, Davidson (DISCLAIMER: some believe that one should only pray to the Father)

SONGS:

“THE APOSTLES”

Author: Jeff Miller

(Tune: See “[Kids Prep](#)” CD)

Peter and Andrew his brother;
James and John of Zebedee;
Philip and Bartholomew,
and then Thomas and Matthew.

James the son of Alpheus,
And also, there was Thaddeus,
Simon, and Judas Iscariot,
Paul and Matthias

“FOUR FISHERMEN” ([Click to Hear](#))

Author: Unknown*

(Tune: “Battle Hymn of the Republic”)

Four men, they went a fishing,
Andrew, Peter, James, and John; (3X)
And Jesus called to them.

CHORUS:

Come, O come, and follow Jesus! (3X)
“I will make you fishers of men.”

They left their nets, they got up, and then they all followed Christ. (3X)
He made them fishers of men.

(CHORUS)

“JESUS CALLED FOUR FISHERMEN” ([Click to Hear](#))

Author: Lora Laycook

(Tune: “We’re Marching to Zion”)

“Come ye and follow me!” James and John were told.
They left their father, Zebedee, for Jesus said, “Come follow Me.”
Their lives He then could mold, their lives He then could mold.

“Come ye and follow me!” two fishermen were told.
I’ll make you fishers of men, I’ll make of you fishers of men.”
Andrew and Peter were told, Andrew and Peter were told.

CHORUS:

They worked then for Jesus,
Wonderful, wonderful Jesus,
They left their nets and followed,
The wonderful Son of our God.

“PLAN OF SALVATION” ([Click to Hear](#))

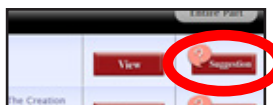
Author: Unknown*

(Tune: “Pop Goes the Weasel”)

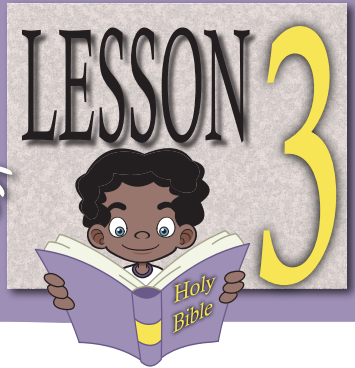
Hear, Believe, Repent, Confess, (*Point to your fingers as you say the words. Start with your pinky.*)
Be baptized in the wa-ter, (*Slide your finger down and in between your index finger and your thumb.*)
Rise up again and walk with Christ, (*When you get to the top of your thumb hold your finger there.*)
And live like you ought to! (*Give a “thumbs up.”*)

*Author Unknown: Please contact us through the feedback button for this lesson if you are aware of any copyright information for this song.

*** IF YOU HAVE SUGGESTIONS PERTAINING TO THIS LESSON, PLEASE CLICK THE
“SUGGESTION” BUTTON BESIDE THE BUTTON FOR THIS LESSON ON THE
CURRICULUM WEB SITE.



Andrew Brought His Brother to Jesus



New Testament 3
Part 1: The Apostles

WEDNESDAY EVENING

New Testament 3 [Class Attendance Sheet](#) provided in activity sheets (NOTE: The document is interactive, allowing the teacher to type in the Class, Teacher, and the children's names.)

SCRIPTURE REFERENCES:

John 1:35-42; 6:8-9; 12:20ff.; Matthew 4:18-20; Mark 1:16-18

MEMORY WORK:

The names of the original 12 apostles (Matthew 10:2-4)

SONGS AND FINGERPLAYS (SEE END OF SUNDAY'S LESSON FOR WORDS):

A [song book](#) and [audio recordings](#) of many of the curriculum songs are available on the curriculum Web site.

- [“The Apostles”](#)
- [“Jesus Called Four Fishermen”](#)
- [“Four Fishermen”](#)
- [“Plan of Salvation”](#)

LESSON VISUALS AND TEACHING AIDS (NOTE ANY DISCLAIMERS):

- See [AP's Pinterest page](#) for ideas on bulletin boards, visuals, crafts, etc. [DISCLAIMER: Pins may sometimes need to be adjusted to be Scriptural.]
- [Apostles & N.T. Teams](#) Bible fact cards (provided under “N.T. 3 Bible Facts” on curriculum Web site)
- “Summary of the Bible” from [“Kids Prep”](#) CD by Jeff Miller
- Large drawing of a boy or girl, labels of six steps of salvation to attach to appropriate places on drawing. EXAMPLE: Hear on ear, believe and repent on head (mind), confess on mouth, be faithful (crown on head)
- Ministry of Jesus flannel graph
- Boyhood and Early Ministry of Jesus picture set from A Beka (DISCLAIMER: use the cards, *not the lesson book*; note on card CB 3.5, angels were male humans without wings when they appeared to humans in the Bible)
- [Print and cut out large letters that spell APOSTLES](#) (provided in activity sheets), and put the provided information that goes with each letter on the back of each letter (provided in activity sheets; print front and back or manually copy front and back).



- **Print and cut out large numbers (1-12; provided in activity sheets), and put the provided information that goes with each number on the back of the letter (“[12 Things to Remember about the Apostles](#)” provided in activity sheets; print front and back or manually copy front and back)**

PERSONAL APPLICATION:

Others help me learn about Jesus so that one day I will choose to become a Christian.

INTRODUCTION:

[N.T. 3 Bible Facts Flashcards](#) (provided under “N.T. 3 Bible Facts” on curriculum web site)

POINTS TO EMPHASIZE:

1. Briefly review Sunday morning’s lesson (see [N.T. 3 Review Questions](#) for example questions)
2. Further discuss the importance of bringing others to Jesus. As is age appropriate, read 1 Corinthians 3:6 and discuss that each of us can play a different role in bringing others to Jesus. Sometimes we may be the one who introduces Jesus, or we may be the one who teaches about Jesus. Each is important.
3. Role play asking others to come to Bible class. Give children “excuses” that people might say so the students can practice what to say to those excuses (Examples: “I have homework.” “I’ve got to clean my room.” “I’ll miss my favorite show if I go.” “I don’t have a ride.” “I’m too tired.”).

PRE-CLASS ACTIVITIES/LEARNING CENTERS (TO BE USED AS CHILDREN ARE ARRIVING—**BEFORE** CLASS, AND UP TO THE FIRST FIVE MINUTES OF CLASS; OR AS HOMEWORK):

- See Sunday morning’s lesson.
- Let the children continue working on the toilet roll dolls, stick puppets, or apostles mural from Lesson 1.

*** IF YOU HAVE SUGGESTIONS PERTAINING TO THIS LESSON, PLEASE CLICK THE “SUGGESTION” BUTTON BESIDE THE BUTTON FOR THIS LESSON ON THE CURRICULUM WEB SITE.

