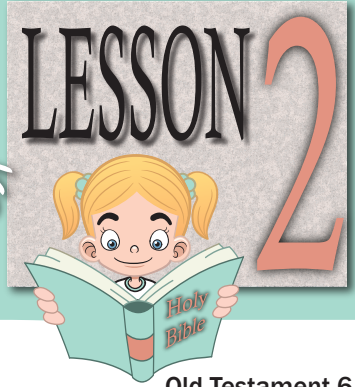


David and God

Defeat Goliath

1 Samuel 17



Old Testament 6
Part 1: David

SUNDAY MORNING

Old Testament 6 [Class Attendance Sheet](#) provided in activity sheets (NOTE: The document is interactive, allowing the teacher to type in the Class, Teacher, and the children's names.)

SCRIPTURE REFERENCES:

1 Samuel 17; Hebrews 11:32-34; Psalm 27:1-3

MEMORY WORK:

“I can do all things through Christ who strengthens me” (Philippians 4:13).

SONGS AND FINGERPLAYS (SEE END OF LESSON FOR WORDS):

A [song book](#) and [audio recordings](#) of many of the curriculum songs are available on the curriculum Web site.

- [“David’s Song”](#)
- [“David and Goliath”](#)
- [“David”](#)

LESSON VISUALS AND TEACHING AIDS (NOTE ANY DISCLAIMERS):

- See [AP’s Pinterest page](#) for ideas on bulletin boards, visuals, crafts, etc. [DISCLAIMER: Pins may sometimes need to be adjusted to be Scriptural.]
- [King David and His Sons](#) Bible fact cards (provided under “O.T. 6 Bible Facts” on curriculum Web site)
- “Summary of the Bible” from [“Kids Prep”](#) CD by Jeff Miller
- Betty Lukens’ felt pieces
- Put a nine foot, nine inches long line of masking tape on the wall. Bring three, five pound bags of sugar or flour so the children can feel how heavy the head of Goliath’s spear was. (Tell them how many additional bags of sugar it would take to weigh the same amount as Goliath’s armor.)
- Using ten feet of bulletin board paper or a large roll of paper, draw Goliath, and attach him to the wall. [You could use a projector or overhead projector to project a [Goliath drawing](#) (provided in activity sheets) onto the paper to draw.]
- Pictures of a Bible times sling and a weaver’s loom



PERSONAL APPLICATION:

YOUNGER CHILDREN: When I am afraid, I know God is with me, and I don't have to be afraid.

OLDER CHILDREN: When I have problems that seem too big to handle, or when I have dreams of doing great things for God, I must remember that there is no problem so big or dream so challenging that I can't handle it—as long as I trust God and obey Him.

LESSON STARTS HERE


INTRODUCTION:

Review last week's lesson.


Have you ever tried to do something and then decided you needed help to do it (like moving or lifting something, doing a school project, etc)? Did you ask for help? Sometimes we are afraid or we want to try something new and realize we can't do it on our own. God is always there to help us. Today we're going to learn how David turned to God to help him fight a man much larger than he was. He trusted that God would be there to help him, and He was. Let's see what happened.

POINTS TO EMPHASIZE:

1. Samuel anointed David to be the second king of Israel (to take Saul's place), but David and his family kept it a secret for awhile. David went back to being a shepherd, taking care of his father Jesse's sheep.
2. Some time later, the Philistines, enemies of the Israelites, came to attack Saul's army. The Israelite army stood on one side of a valley (the Valley of Elah), and the Philistine army stood on the other side of the valley. Before the battle began, the Philistines sent a giant in front of their other soldiers to challenge the Israelites. The giant's name was Goliath.
3. Goliath's height was "six cubits and a span" (1 Samuel 17:4). A cubit was the length of a man's forearm, from the elbow to the end of his middle finger; it is usually considered to be about 18–24 inches. A span was half of a cubit—about nine inches. So Goliath was about nine feet and nine inches tall! His armor weighed about 125 pounds. The head of his spear alone weighed about 15 pounds. The shaft of his spear was "like a weaver's beam," the heavy wooden tool weavers used to press down threads on a loom.



HISTORICAL NOTE: Goliath was from Gath, an important Philistine city on the borders of Israelite territory. The city was one of the strongholds of giants ("Anakim") that was not destroyed by Joshua's army many years before (Joshua 11:22). Others in the family of Goliath are mentioned in 2 Samuel 21:15-22 and 1 Chronicles 20:4-8.



RECOMMENDED READING FOR TEACHERS: See the articles "[How Big Is a Giant?](#)" and "[Giant Human Bones and Bogus E-mails](#)" by Kyle Butt on the Apologetics Press Web site for a study on the legitimacy of Goliath's height.

4. Goliath's job was to go to the front of the Philistine army every day and taunt the Israelites, daring them to come and fight him before the real battle began. He laughingly said that if one Israelite soldier could defeat him, the Philistines would become their slaves, but if the Philistines defeated the Israelites, the Israelites would have to become their slaves. The Israelites, led by Saul, were very afraid of Goliath and would not fight him (1 Samuel 17:11). They were so afraid that they fled from him (vs. 24). Goliath shouted the same challenge across the valley every morning and evening for 40 days, but not one Israelite soldier stepped forward to fight Goliath.
5. Meanwhile, recall that David would go to King Saul to play the harp to help calm him at those times when God would allow a "distressing spirit" to come upon him. Periodically, David would return home to feed his father's sheep (1 Samuel 17:15). On one of those occasions, David's father Jesse sent him to the battleground to carry food and provisions to David's three oldest brothers who were in Saul's army, as well as food to the brothers' captain. Jesse wanted David to bring back news about his brothers since it had been so long. He was surely worried about his sons.



RECOMMENDED READING FOR TEACHERS: See the article "[Did God Send an Evil Spirit upon Saul?](#)" by Dave Miller on the Apologetics Press Web site for a study on the "evil" or "disressing" spirit that came on Saul that is said to have been "from the Lord."



NOTE: Having a monarch was new to God's people, but they had fought wars for many, many years. The Israelite armies depended on their families for supplies and even had to provide their own weapons. David built up the army, making it a real national army, but Solomon was the king who "modernized" the army, i.e., made it comparable to the armies of other nations.

6. David was a responsible young man, and was sure to leave the sheep with a keeper (1 Samuel 17:20).
7. When David arrived at the battlefield, it looked like the Israelite army and the Philistines were about to do battle. He dropped the supplies off with the supply keeper for the army and ran to the army where he greeted his brothers. Suddenly while David was talking with his brothers, the giant Goliath came out to make his daily challenge. When David heard this loud giant, he was ashamed and amazed that not a single Israelite man had stepped forward to fight him. David was even more ashamed that the Israelites ran away when they heard Goliath's shouting across the valley. David started asking the other soldiers why no one had done anything. "Who is this uncircumcised Philistine, that he should defy the armies of the living God?" (1 Samuel 17:26).
8. David's oldest brother, Eliab, rebuked David, probably for shaming him and the other men for not having the courage to fight Goliath. Eliab incorrectly accused David of being irresponsible in leaving the sheep unattended, as well as being prideful or presumptuous, apparently because he thought David did not have permission to leave the sheep. David had left the supplies from his father with the supply keeper away from the army before coming to meet his brothers (1 Samuel 17:22). So Eliab would not have necessarily known that David came to the battle under his father's orders. Instead, Eliab, assuming the worst, asked David why he came to the battle, and accused David of sneaking off without permission just because he wanted to "come down to see the battle" (1 Samuel 17:28). David responded by asking Eliab, "Is there not a cause?" Did he not have justifiable reasons for coming and asking his questions? Did David's brothers and their fellow soldiers not need supplies? Was it not appropriate for David to question the soldiers as to why they would allow Goliath to defy God and His army?

9. Saul heard about this young man's comments about Goliath, he sent for him, and David told King Saul that he would fight Goliath. King Saul tried to discourage him from trying to fight Goliath, since David was young, and Goliath had been a warrior for many years. David responded by telling Saul that God had helped him save his sheep from bears and lions, even being able to grab the chin of a lion, kill it, and rescue a lamb from its mouth. David knew that God would help him to defeat Goliath as well.
10. Saul tried to give David his own armor to wear, but David refused to wear it since he had not tested or practiced with the armor. David was very sure that God would help him defeat Goliath, even without armor. David went to the brook and got five smooth stones, and then started toward the valley with only his shepherd's staff (1 Samuel 17:40), his sling, and the stones that he had picked up from the creek bed and put into his shepherd's bag.
11. When he went out to face Goliath, surely many of the Israelites thought David was foolish, and the Philistines would have laughed at him. Goliath called him names and cursed him. Seeing David's staff, but no sword, he said, "Am I a dog, that you come at me with sticks?" Then he told David he would kill him and feed his dead body to the birds and beasts of the field. But David was not afraid and did not back down because he was laughed at. He shouted, "You come to me with a sword, with a spear, and with a javelin, but I come to you in the name of the Lord of hosts, the God of the armies of Israel, whom you have defied. This day the Lord will deliver you into my hand...for the battle is the Lord's, and He will give you into our hands." So Goliath began coming toward David, and David ran toward Goliath. Using a single stone and his sling, David launched the stone at Goliath's head, and defeated the giant.



RECOMMENDED READING FOR TEACHERS: See the article "[How Did Goliath Die?](#)" by Eric Lyons on the Apologetics Press Web site for a study on an alleged discrepancy regarding how Goliath died. See the article "[Who Killed Goliath?](#)" by Joe Deweese for a study on alleged discrepancies regarding who actually killed Goliath.

12. Because of David's great demonstration of faith that day, the Israelites believed that they, too, could defeat their enemies. When the Philistines saw that Goliath, their hero, was dead, they all ran away. The Israelites chased after them for many miles. [Go into as much detail about Goliath's death as is appropriate for your class.]



NOTE: Stones used with slings were usually round and may have been the size of a baseball. It has been estimated that a skilled shepherd could sling a stone as fast as 100 miles per hour!

13. David did not trust in his weapons; they were shepherd's weapons, not the heavy, powerful weapons of a soldier. He didn't trust in himself because he knew he was young and much smaller than the giant. He had fought battles against wild animals in the fields without an audience of thousands. Facing Goliath was an even greater physical and spiritual challenge. But he knew God could and would do anything for His people.
14. From this point on, the Israelites treated David as a great hero, but he was careful to give the glory for their victory to God. [He unassumingly referred to himself, in 1 Samuel 17:58, as "the son of your servant Jesse the Bethlehemite."]



RECOMMENDED READING FOR TEACHERS: See the article “[Did Saul Know David Prior to Goliath’s Death?](#)” by Eric Lyons on the Apologetics Press Web site for a study on an alleged discrepancy

15. Almost every day we have to face things that are very hard (challenges to our faith). We have to decide if we will trust in ourselves, in other people, or in God. There are plenty of people to discourage us. David’s own brothers did not believe in him. King Saul tried to discourage him. What is important is that we believe we can do great things for God if we trust Him.



NOTE: We do not know David’s age at this time, but he most certainly was **not** a “little boy” as some of the children’s songs indicate. Saul called him a “young man” in 1 Samuel 17:56. He was at least in his late teens since he cared for his father’s sheep alone and had the physical strength to fight off a lion and a bear! He was old enough to take a wife and physically able to fight 200 Philistines shortly after he killed Goliath (1 Samuel 18:2-29).

PRE-CLASS ACTIVITIES/LEARNING CENTERS (TO BE USED AS CHILDREN ARE ARRIVING—BEFORE CLASS, AND UP TO THE FIRST FIVE MINUTES OF CLASS; OR AS HOMEWORK):

- Click here for complete [Activity Book](#) and [Answer Key](#).

Ages 2-5:

- “[David and Goliath Coloring Sheet](#)” (provided in activity sheets)
- Talk about things we are afraid of, and/or let the children name things they are afraid of. Talk about how we don’t have to be afraid if God is on our side.
- Role play the story. Provide Christian armor sets (plastic or cardboard) for children to use.
- Cut out sword shapes from cardstock or cardboard. Write the memory verse at the hilt and “God helped David defeat Goliath” at the blade. Let the kids decorate the swords with play jewels, stickers, etc. ([Sword cutouts](#) provided in activity sheets).
- “[David and Goliath Cutouts](#)” (provided in activity sheets)

1st-2nd Graders:

- “[David and Goliath Crossword Puzzle](#)” (provided in activity sheets)
- Role play the story. Provide Christian armor sets (plastic or cardboard) for children to use.
- “David and Goliath Tic-Tac-Toe”: Make six copies each of the David and Goliath patterns; put magnets or tape on the back of each figure. Draw a large Tic-Tac-Toe grid on the board. Divide the class into two teams, one team being “David” and the other “Goliath.” Ask review questions about this week’s lesson. As a team gets an answer right, they put their “David” or “Goliath” in the place they choose on the grid. The winning team is the first one to get three in a row. ([David and Goliath cutouts](#) provided in activity sheets)
- “Bible Alphabet Soup”: Provide a set of plastic letters for teams of two or three children. Ask the children review questions about this or the previous lesson in this unit. They must answer the question by spelling the answer with their letters. [Sample questions provided at the end of the lesson.]
- Have the children read the following:
 - *Bible Friends: David*, by Jason Parish, Watertown Press.

- *David and the Giant Goliath*, by Tess Fries (DISCLAIMER: p. 12—change “but it was too heavy for him” to “but he was not used to them”)

3rd-4th Graders:

- “[David and Goliath Crossword Puzzle](#)” (provided in activity sheets)
- “David and Goliath Tic-Tac-Toe”: Make six copies each of the David and Goliath patterns; put magnets or tape on the back of each figure. Draw a large Tic-Tac-Toe grid on the board. Divide the class into two teams, one team being “David” and the other “Goliath.” Ask review questions about this week’s lesson. As a team gets an answer right, they put their “David” or “Goliath” in the place they choose on the grid. The winning team is the first one to get three in a row. ([David and Goliath cutouts](#) provided in activity sheets)
- “Bible Alphabet Soup”: Provide a set of plastic letters for teams of two or three children. Ask the children review questions about this or the previous lesson in this unit. They must answer the question by spelling the answer with their letters. [Sample questions provided at the end of the lesson.]
- Have the children read the following:
 - 1 Samuel 17 (as well as chapters 16 and 18-20 if they did not do so this or last quarter) [This could be assigned Sunday, to be completed by Wednesday.] Print out copies of the 1 Samuel 16-20 quiz from AP’s [Advanced Bible Reader](#) site for the children to take.
 - *One Boy, One Stone, One God*, Arch Books, Michelle Medlock Adams (DISCLAIMER: On p. 8, change “They do not fit at all.” to “I haven’t tested them at all.”)
 - *David and Goliath*, Arch books, Martha Streufert Jander
 - *David and Goliath*, A Mini Pop-up Book, Marian Bennett, Standard Publishing
 - *David and Goliath*, Pamela Broughton, Merrigold Bible Stories, Merrigold Press
 - David the King A Beka Flash-A-Card Series (DISCLAIMER: use the cards, not the lesson book; card 2.1: No one knows what the cherubim looked like, other than having wings; card 5.6: The text says that Absalom’s head was caught. Whether it was by his hair or neck is unknown.)
 - *David and the Kingdom of Israel*, Contemporary Bible Series, Scandinavia Publishing
 - *Kids Favorite Bible Stories: David & Goliath*, by Stephen Elkins, Wonder Kids (DISCLAIMER: skip pp. 28-29)
 - *David and Goliath*, by Mary Auld, Franklin Watts

FINGERPLAYS:

Lead the children in the following story based on 1 Samuel 17, doing the actions in parentheses.

(Begin with hands behind back)

Where is Goliath?

Here is Goliath. *(Bring left index finger from behind back)*

Where is David?

Here is David. *(Bring right little finger from behind back)*

Goliath is so tall. *(Stretch “Goliath” finger)*

David is so small. *(Wiggle “David” finger)*

Goliath said, “You cannot win. I am stronger, you will see.”

(Use deep voice and move “Goliath” while talking)

David said, “I will win, for God will be with me.” *(Wiggle “David” while talking)*

David ran at Goliath, *(Wiggle and move “David” towards “Goliath”)*

And threw his stone into the air *(Pretend to throw a stone)*

And the giant Goliath fell. (*Topple “Goliath” into palm of right hand*)
Little David won the fight. (*Raise hands as in victory*)
For he believed in what is right. (*Place hands in praying position*)

SONGS:

“DAVID’S SONG” ([Click to Hear](#))

Author: Unknown*
(Tune: “I’m a Little Teapot”)

David was a servant of the Lord.
Here is his sling and here is his sword.
When he killed Goliath, hear him shout:
“Trust in God without a doubt!”

David was a servant of the Lord.
Here is his harp, and here is his crown.
When he ruled the kingdom, hear him shout:
“Trust in the Lord without a doubt!”

“DAVID AND GOLIATH”

Author: Jewel Kendrick
(Tune: “Frosty the Snowman”)
(Words: See *Sing a Story: Volume I*, by Jewel Kendrick)

“DAVID” ([Click to Hear](#))

Author: Unknown*
(Tune: See Internet)

There once was a boy named David,
Down by a babbling brook;
Only a boy named David,
And five little stones he took.

One little stone went in the sling,
And the sling went round and round,
And one little stone went in the sling,
And the sling went round and round.

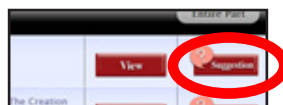
And round and round and round and round,
And round and round and round!
One little stone went up, up, up,
And the giant came tumbling down.

BIBLE ALPHABET SOUP QUESTIONS:

1. Who was the prophet whom God sent to choose a new king? (Samuel)
2. Who was the first king of Israel? (Saul)
3. Who was David's father? (Jesse)
4. What is another word for pouring oil over someone's head? (anoint)
5. What did Samuel pour over David's head? (oil)
6. Who was Jesse's youngest son? (David)
7. Who was the Philistine who dared the Israelite army to fight him? (Goliath)
8. What word describes Goliath's size? (giant)
9. What did Saul try to get David to wear? (armor)
10. What weapon did David use to kill Goliath? (sling)
11. How many rocks did David use to kill Goliath? (one)
12. The two armies faced each other on either side of a _____. (valley)
13. When _____ was upset, David played music for him. (Saul)
14. What musical instrument did David play? (harp)
15. We can do great things for God if we have _____. (faith)
16. As part of his reward, what did Saul give David? (a wife—Saul's daughter)

*Author Unknown: Please contact us through the feedback button for this lesson if you are aware of any copyright information for this song.


*** IF YOU HAVE SUGGESTIONS PERTAINING TO THIS LESSON, PLEASE CLICK THE "SUGGESTION" BUTTON BESIDE THE BUTTON FOR THIS LESSON ON THE CURRICULUM WEB SITE.



David and God

Defeat Goliath

1 Samuel 17



Old Testament 6
Part 1: David

WEDNESDAY EVENING

Old Testament 6 [Class Attendance Sheet](#) provided in activity sheets (NOTE: The document is interactive, allowing the teacher to type in the Class, Teacher, and the children's names.)

SCRIPTURE REFERENCES:

1 Samuel 17; Hebrews 11:32-34; Psalm 27:1-3

MEMORY WORK:

"I can do all things through Christ who strengthens me" (Philippians 4:13).

SONGS AND FINGERPLAYS (SEE END OF SUNDAY'S LESSON FOR WORDS):

A [song book](#) and [audio recordings](#) of many of the curriculum songs are available on the curriculum Web site.

- "[David's Song](#)"
- "[David and Goliath](#)"
- "[David](#)"

LESSON VISUALS AND TEACHING AIDS (NOTE ANY DISCLAIMERS):

- See [AP's Pinterest page](#) for ideas on bulletin boards, visuals, crafts, etc. [DISCLAIMER: Pins may sometimes need to be adjusted to be Scriptural.]
- [King David and His Sons](#) Bible fact cards (provided under "O.T. 6 Bible Facts" on curriculum Web site)
- "Summary of the Bible" from "[Kids Prep](#)" CD by Jeff Miller
- Betty Lukens' felt pieces
- Put a nine foot, nine inches long line of masking tape on the wall. Bring three, five pound bags of sugar or flour so the children can feel how heavy the head of Goliath's spear was. (Tell them how many additional bags of sugar it would take to weigh the same amount as Goliath's armor.)
- Using ten feet of bulletin board paper or a large roll of paper, draw Goliath, and attach him to the wall. [You could use a projector or overhead projector to project a [Goliath drawing](#) (provided in activity sheets) onto the paper to draw.]
- Pictures of a Bible times sling and a weaver's loom



PERSONAL APPLICATION:

YOUNGER CHILDREN: When I am afraid, I know God is with me, and I don't have to be afraid.

OLDER CHILDREN: When I have problems that seem too big to handle, or when I have dreams of doing great things for God, I must remember that there is no problem so big or dream so challenging that I can't handle it—as long as I trust God and obey Him.

INTRODUCTION:

Review [O.T. 6 Bible Fact Flash Cards](#) (provided under “O.T. 6 Bible Facts” on curriculum Web site)

POINTS TO EMPHASIZE:

Review Sunday's lesson. (See [O.T. 6 Review Questions](#) for example questions)

Emphasize that we can do great things with God's help, but we must always give God the credit, as David did. Use examples of famous people who draw attention to themselves all the time, making themselves seem great.

PRE-CLASS ACTIVITIES/LEARNING CENTERS (TO BE USED AS CHILDREN ARE ARRIVING—**BEFORE** CLASS, AND UP TO THE FIRST FIVE MINUTES OF CLASS; OR AS HOMEWORK):

See Sunday morning's lesson

*** IF YOU HAVE SUGGESTIONS PERTAINING TO THIS LESSON, PLEASE CLICK THE “SUGGESTION” BUTTON BESIDE THE BUTTON FOR THIS LESSON ON THE CURRICULUM WEB SITE.

