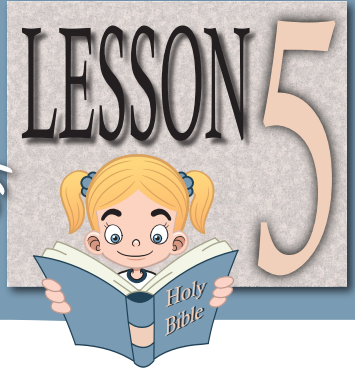


# Isaiah Encourages Hezekiah When He is Sick

## 2 Kings 20



Old Testament 8  
Part 2: The Divided Kingdom

## SUNDAY MORNING

Old Testament 8 [Class Attendance Sheet](#) provided in activity sheets (NOTE: The document is interactive, allowing the teacher to type in the Class, Teacher, and the children's names.)

### SCRIPTURE REFERENCES:

2 Kings 20; Isaiah 38

### MEMORY WORK:

YOUNGER CHILDREN: "I have heard your prayer" (2 Kings 20:5b).

OLDER CHILDREN: "I waited patiently for the Lord; and He inclined to me, and heard my cry" (Psalm 40:1b).

### SONGS AND FINGERPLAYS (SEE END OF LESSON FOR WORDS):

A [song book](#) and [audio recordings](#) of many of the curriculum songs are available on the curriculum Web site.

- ["Whisper A Prayer"](#)
- ["We Can Talk to God"](#)
- ["Prayer"](#)
- ["God Is So Good"](#)
- ["God Is Listening"](#)
- ["God Takes Care of Me"](#)

### LESSON VISUALS AND TEACHING AIDS (NOTE ANY DISCLAIMERS):

- See [AP's Pinterest page](#) for ideas on bulletin boards, visuals, crafts, etc. [DISCLAIMER: Pins may sometimes need to be adjusted to be Scriptural.]
- [The Divided Kingdom 2](#) Bible fact cards (provided under "O.T. 8 Bible Facts")
- "Summary of the Bible" from ["Kids Prep"](#) CD by Jeff Miller
- Pictures/drawings from any books listed under 3rd-4th Grader Pre-Class Activities/ Learning Centers
- Betty Lukens' felt pieces.
- ["Map of the Divided Kingdom"](#) (provided in activity sheets)
- Make your own sundial from cardboard [Illustrate how it works by turning off the lights and using a flashlight to show how a shadow would make the "dial" appear to follow the hour. Pictures of sundials would also be helpful.]



- Pictures of Bible characters who were sick and asked God (or Jesus) for help. [Examples: Job; David’s prayer for his infant son; Elisha praying for the Shunnamite woman’s son; the woman with the issue of blood seeking Jesus’ healing touch; the 10 lepers; etc.]

## PERSONAL APPLICATION:

God cares about me when I am sick and listens to my prayers for help to feel better.

## LESSON STARTS HERE

### INTRODUCTION: (YOUNGER CHILDREN)

Have you ever known someone who was very sick? What did they do? (Go to doctor or hospital) Did you pray for them? In our lesson today, we will learn that King Hezekiah became very sick. Last week, we talked about King Hezekiah being really scared. Do you remember why he was scared? What did he do? Today we’re going to talk about Hezekiah being afraid because he was sick. Let’s see what happens to King Hezekiah.

### INTRODUCTION: (OLDER CHILDREN)

Review last week’s lesson.

Who takes care of you when you’re sick? Do you ever ask God for His help when you’re sick? Last week, we learned that King Hezekiah turned to God when he was afraid of the powerful Assyrian army. Today we’re going to see what he did when he was very sick.

### POINTS TO EMPHASIZE:

1. King Hezekiah became **very sick**, and was near death. God sent the prophet Isaiah to tell the king that he would die very soon. Hezekiah did not want to die because he had many things to do for his people and for God. So he did what he had done in other troubled times (2 Chronicles 32:20): he **prayed** to God. God answered his prayer immediately; before Isaiah had left the palace, God sent him back to tell Hezekiah that he would live 15 more years. God also promised to protect Jerusalem from the Assyrians.



**RECOMMENDED READING FOR TEACHERS:** See the article “[Defending the Bible’s Position on Prayer](#)” by Kyle Butt on the Apologetics Press Web site for a response to charges made against the Bible’s teachings about prayer.



**HISTORICAL NOTE:** Hezekiah made some mistakes during the 15 years God gave him to live (like showing off his great wealth and his defenses to the Babylonians in 2 Kings 21:12ff). But during that time he was also busy with a group of scribes called the “men of Hezekiah” (Proverbs 25:1), who were copying Old Testament Scriptures. One commentator has stated that at the end of many O.T. books, in Hebrew manuscripts, are the Hebrew letters “H Z K,” indicating King Hezekiah had a hand in their production. [Remember that the Hebrew language had no vowels until the 12<sup>th</sup> century.]



**NOTE:** According to 2 Kings 20:7, Hezekiah’s sickness had something to do with a life-threatening boil of some sort. Isaiah told him to “[t]ake a lump of figs,” which was laid on the boil, causing him to recover. Concerning the lump of figs, commentator Albert Barnes said it was “[t]he usual remedy in the East, even at the present day, for ordinary boils. But such a remedy would not naturally cure the dangerous tumor or carbuncle from which Hezekiah suffered. Thus the means used in this miracle were means having a tendency toward the result performed by them, but insufficient of themselves to produce that result (compare 2 Kings 4:34...).”

[Barnes’ Notes on the Old Testament (2010), Electronic Database, 2 Kings 20:7]

2. Hezekiah asked for a sign that Isaiah’s suddenly changed message was really from God. Isaiah told the king he could choose between the shadow on the **sundial** going forward 10 steps or backward 10 steps. Hezekiah asked that the shadow go backwards, because he thought that would be harder/better proof of God’s power to heal him. Isaiah prayed to God and the shadow on the sundial moved backwards, just as the king had requested! Isaiah told the king that he would get well and that he would live for 15 more years.



**NOTE:** This **sundial** was apparently a stairway with steps to mark the hours, instead of the round sundial we usually think of. Note the description in Isaiah 38 as well.



**RECOMMENDED READING FOR TEACHERS:** See the article “[Has NASA Discovered Joshua’s ‘Lost Day’?](#)” on the Apologetics Press Web site for a response to the suggestion that astronomers have verified the “lost day” of Joshua 10 and the sundial incident in the current story.

3. Through Isaiah, God told Hezekiah, “I have heard your prayer, I have seen your tears” (2 Kings 20:5). God knows about every sad moment we have, about every tear we shed. He knows when we are sick and when we need help. The psalmist wrote (Psalm 56:8) that it is as if God puts our tears in a bottle and writes down the number of times we cry (“Are they not in Your book?”). Jesus said that God knows about every sparrow and cares about us so much more than the other living things in creation (Matthew 10:31; 6:26,30; 12:12). Whenever we get sick, God has blessed us with doctors and nurses to help us. But it is super important to talk to God and ask for His help.
4. In the Bible, many sick people are mentioned (Job, Paul, 10 lepers, Naaman, etc.). Not all of them were healed like Hezekiah. The Bible tells us about people who died as well. God used miracles to heal **some** people because miracles proved that He was (and is) in control and to prove that the words of His messengers were true. He does not use miracles today in the same way they are described in the Bible, but He can and does listen to our prayers when we and others are sick, and He answers our prayers according to His will. We can remember how Hezekiah talked to God and know that God hears our prayers just as He did King Hezekiah’s so long ago.



**RECOMMENDED READING FOR TEACHERS:** See the article “[Modern-Day Miracles, Tongue-Speaking, and Holy Spirit Baptism: A Refutation—Extended Version](#)” by Dave Miller on the Apologetics Press Web site for a discussion about Bible miracles and why they do not occur today.

5. OLDER CHILDREN: This story about Hezekiah also reminds us that every day is a precious gift, and we must make good use of the time that God gives us. Hezekiah knew how many years he had to live. Fifteen years may sound like a long time to you, but it isn't really. None of us knows if we will live even one more day. What do you think you would do with each day if you knew how much longer you had to live? [This isn't intended to be a morbid discussion, but a time to direct the older kids' thoughts toward helping others and toward becoming Christians.]

**PRE-CLASS ACTIVITIES/LEARNING CENTERS (TO BE USED AS CHILDREN ARE ARRIVING—BEFORE CLASS, AND UP TO THE FIRST FIVE MINUTES OF CLASS; OR AS HOMEWORK):**

- Click here for complete [Activity Book](#) and [Answer Key](#).

**Ages 2-5:**

- [“Isaiah Encourages Hezekiah Coloring Sheet”](#) (provided in activity sheets)
- Cut squares or rectangles of scrap construction paper. On each square write one letter of a key word or name from this and previous lessons. Put each word in a plastic bag. Make sentence strips with blanks left in each sentence where the keywords would fit. Divide the class into pairs. Give each pair a plastic bag and sentence strips that go with the keyword they have. Ask them to put the letters in the correct order to spell the word that goes in the blanks on the strip. ([“Isaiah Encourages Hezekiah Sentence Strip Activity”](#) provided in activity sheets) [For younger children, use cutout letters, and trace around them on the sentence strip, so that the letters look exactly the same. The kids should be able to match the cutout letters with the outlined ones, like a puzzle.]
- Provide materials for the children to make cards for the sick and shut-ins of your congregation.

**1st-2nd Graders:**

- “Kings of Judah Scrambled Eggs” game: Write the names of some kings from Judah inside the indentions of an egg carton. On plastic eggs, write the same names, but scrambled. The students should unscramble the name on each egg and put them in the matching slot in the carton.
- Play “Bible Baseball” with review questions over this and previous lessons. Before class, write questions on cards and divide the cards into “single,” “double,” “triple,” and “homerun,” depending on how hard the question is. (Some sample questions are provided at the end of this lesson. See also the [Review Questions](#) for the entire quarter, provided in the curriculum Web site.) Divide the class into two teams. Assign places in the classroom for first, second, and third bases, as well as home plate. **Or** draw a baseball diamond on the board and use magnets to move the player from base to base. When a team is “up to bat,” a student selects a card and tries to answer the question. If he answers correctly, he takes the base indicated. If he answers incorrectly, he is out. After three outs, it is the other team's turn.
- “True or False?” Write statements about this and previous lessons on cards. (Some sample questions are provided at the end of this lesson that can be modified into statements. See also, [“Isaiah Encourages Hezekiah True or False,”](#) provided in the activity sheets.) Let each child draw one card at a time and decide if the statement is true or false. Added challenge: If the statement is false, have the students reword it correctly.
- Provide materials for the children to make cards for the sick and shut-ins of your congregation.

- Write scriptures on the board about the Bible characters listed in “Recommended Visuals.” Give each child (or team) three or four minutes to find as many as they can and write on a paper which scripture goes with which praying character. (“[Isaiah Encourages Hezekiah Scripture Find](#)” provided in activity sheets)

### 3rd-4th Graders:

- “Kings of Judah Scrambled Eggs” game: Write the names of some kings from Judah inside the indentions of an egg carton. On plastic eggs, write the same names, but scrambled. The students should unscramble the name on each egg and put them in the matching slot in the carton.
- Play “Bible Baseball” with review questions over this and previous lessons. Before class, write questions on cards and divide the cards into “single,” “double,” “triple,” and “homerun,” depending on how hard the question is. (Some sample questions are provided at the end of this lesson. See also the [Review Questions](#) for the entire quarter, provided in the curriculum Web site.) Divide the class into two teams. Assign places in the classroom for first, second, and third bases, as well as home plate. **Or** draw a baseball diamond on the board and use magnets to move the player from base to base. When a team is “up to bat,” a student selects a card and tries to answer the question. If he answers correctly, he takes the base indicated. If he answers incorrectly, he is out. After three outs, it is the other team’s turn.
- “True or False?” Write statements about this and previous lessons on cards. (Some sample questions are provided at the end of this lesson that can be modified into statements. See also, “[Isaiah Encourages Hezekiah True or False](#),” provided in the activity sheets.) Let each child draw one card at a time and decide if the statement is true or false. Added challenge: If the statement is false, have the students reword it correctly.
- Provide materials for the children to make cards for the sick and shut-ins of your congregation.
- Write scriptures on the board about the Bible characters listed in “Recommended Visuals.” Give each child (or team) three or four minutes to find as many as they can and write on a paper which scripture goes with which praying character. (“[Isaiah Encourages Hezekiah Scripture Find](#)” provided in activity sheets)
- Have the children read 2 Kings 20.

### SONGS:

#### “WHISPER A PRAYER” ([Click to Hear](#))

Author: Unknown\*

(Tune: See Internet)

Whisper a prayer in the morning,  
Whisper a prayer at noon.  
Whisper a prayer in the evening,  
To keep your heart in tune.

God hears our prayers in the morning,  
God hears our prayers at noon.  
God hears our prayers in the evening,  
So keep your heart in tune.

**“WE CAN TALK TO GOD” ([Click to Hear](#))**

Author: Unknown\*

(Tune: “Farmer in the Dell”)

We can talk to God,  
We should do it every day.  
He knows what we’re doing, and,  
He listens when we pray.

**“BOW YOUR HEAD” ([Click to Hear](#))**

Author: Unknown\*

(Tune: “Taps”)

Bow your head, close your eyes,  
Send a prayer, send a prayer to the skies.  
God is list’ning above.  
God is love.

**“GOD IS SO GOOD” ([Click to Hear](#))**

Author: Traditional

(Tune: See Internet)

God is so good,  
God is so good,  
God is so good,  
He’s so good to me!

He cares for me,  
He cares for me,  
He cares for me,  
He’s so good to me!

I love Him so,  
I love Him so,  
I love Him so,  
He’s so good to me!

I praise His Name,  
I praise His Name,  
I praise His Name,  
He’s so good to me!

**“GOD IS LISTENING” ([Click to Hear](#))**

Author: Lora Laycook  
(Tune: “Frère Jacques”)

God is listening, God is listening, (put your hand to your ear)  
While we pray, while we pray, (put hands together as if to pray)  
Bow your head so lightly, (bow your head)  
Close your eyes so tightly, (close your eyes)  
Let us pray, let us pray.

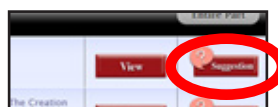
**“GOD TAKES CARE OF ME” ([Click to Hear](#))**

Author: Lora Laycook  
(Tune: chorus of “Sunlight, Sunlight”)

Pray, pray, pray, pray,  
Let us pray today.  
Pray, pray, pray, pray,  
As we work and play.  
God is up in heaven, so very good is He.  
He will ever love and take good care of me.

\*Author Unknown: Please contact us through the feedback button for this lesson if you are aware of any copyright information for this song.

\*\*\* IF YOU HAVE SUGGESTIONS PERTAINING TO THIS LESSON, PLEASE CLICK THE “SUGGESTION” BUTTON BESIDE THE BUTTON FOR THIS LESSON ON THE CURRICULUM WEB SITE.

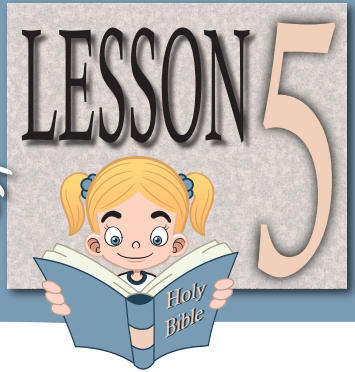






# Isaiah Encourages Hezekiah When He is Sick

## 2 Kings 20



Old Testament 8  
Part 2: The Divided Kingdom

## WEDNESDAY EVENING

Old Testament 8 [Class Attendance Sheet](#) provided in activity sheets (NOTE: The document is interactive, allowing the teacher to type in the Class, Teacher, and the children's names.)

### SCRIPTURE REFERENCES:

2 Kings 20; Isaiah 38

### MEMORY WORK:

YOUNGER CHILDREN: "I have heard your prayer" (2 Kings 20:5b).

OLDER CHILDREN: "I waited patiently for the Lord; and He inclined to me, and heard my cry" (Psalm 40:1b).

### SONGS AND FINGERPLAYS (SEE END OF SUNDAY'S LESSON FOR WORDS):

A [song book](#) and [audio recordings](#) of many of the curriculum songs are available on the curriculum Web site.

- ["Whisper A Prayer In the Morning"](#)
- ["We Can Talk to God"](#)
- ["Prayer"](#)
- ["God Is So Good"](#)
- ["God Is Listening"](#)
- ["God Takes Care of Me"](#)

### LESSON VISUALS AND TEACHING AIDS (NOTE ANY DISCLAIMERS):

- See [AP's Pinterest page](#) for ideas on bulletin boards, visuals, crafts, etc. [DISCLAIMER: Pins may sometimes need to be adjusted to be Scriptural.]
- [The Divided Kingdom 2](#) Bible fact cards (provided under "O.T. 8 Bible Facts")
- "Summary of the Bible" from ["Kids Prep"](#) CD by Jeff Miller
- Pictures/drawings from any books listed under 3rd-4th Grader Pre-Class Activities/ Learning Centers
- Betty Lukens' felt pieces.
- ["Map of the Divided Kingdom"](#) (provided in activity sheets)
- Make your own sundial from cardboard [Illustrate how it works by turning off the

lights and using a flashlight to show how a shadow would make the “dial” appear to follow the hour. Pictures of sundials would also be helpful.]

- **Pictures of Bible characters who were sick and asked God (or Jesus) for help.**  
[Examples: Job; David’s prayer for his infant son; Elisha praying for the Shunnamite woman’s son; the woman with the issue of blood seeking Jesus’ healing touch; the 10 lepers; etc.]

### PERSONAL APPLICATION:

God cares about me when I am sick and listens to my prayers for help to feel better.

### INTRODUCTION:

Review [O.T. 8 Bible Fact Flash Cards](#) (provided under “O.T. 8 Bible Facts” on curriculum Web site)

### POINTS TO EMPHASIZE:

1. Review Sunday’s lesson. (See [O.T. 8 Review Questions](#) for example questions.)
2. Spend more time talking about the great prophet Isaiah. He was a special messenger for God, sent to His people in Judah (the Southern Kingdom). Isaiah was very careful to say only what God told him—not to add to or take away from God’s messages.
3. He worked during the reigns of kings Uzziah, Jotham, Ahaz, and Hezekiah. He was hated and opposed by Ahaz, who wanted to continue the worship of idols. But Uzziah and Hezekiah respected him. Hezekiah’s wicked son Manasseh probably killed him. [His contemporaries were Micah and Amos in Judah, and Hosea in Israel.]
4. The Old Testament book of Isaiah is one of the “Major Prophets,” meaning it is one of the five longest books of prophecy in the Old Testament. The book tells us much about the coming of Jesus (i.e., Messianic prophecies)—information that Isaiah could only have known by revelations from God.

OLDER CHILDREN: Read all or part of Isaiah 53 together.

YOUNGER CHILDREN: Help the children cut out large ears that can be attached to sunglasses or headbands. These should be used to remind the kids how important it is to listen to God’s Word.

### “Bible Baseball” Questions:

1. What young boy became king of Judah when he was seven years old?
2. What did Joash’s grandmother try to do to all her children?
3. What building did Joash want to repair?
4. What was in the Temple that was not supposed to be there?
5. What prophet did God tell to go to Nineveh?
6. What did Jonah do (because he didn’t want to obey God)?

7. What happened while Jonah was on the ship?
8. What did God do to save Jonah from drowning?
9. When Hezekiah was king of Judah, the Assyrians threatened to attack Jerusalem. They sent Hezekiah a \_\_\_\_\_.
10. What did Hezekiah do when he received the letter from the Assyrians?
11. Who told his people “Be strong and courageous, do not fear”?
12. What prophet told Hezekiah he would die?
13. What did Isaiah tell Hezekiah he soon would do?
14. What did Hezekiah do when he received the news that he would die?
15. How many years did Isaiah say God would let Hezekiah live?
16. God gave Hezekiah a sign that he would live longer. What was the sign?

**“True/False” Statements:**

1. God gave Hezekiah a sign that His promise would come true.
2. Hezekiah was a good king, just like his father.
3. God promised Hezekiah that he would never die.
4. Hezekiah encouraged his people to observe the Feast of Pentecost because they had not done so in many years.
5. When Hezekiah received a threatening letter from the Assyrians, Hezekiah burned it.
6. Joash collected money from the people to repair his palace.
7. God sent a plague to kill 185,000 Assyrians in one night.
8. The three kings of the United Kingdom were Peter, James, and John.
9. The United Kingdom split into four parts.
10. God told Jonah to go to Nineveh to tell the people to repent.
11. The sailors on the ship gladly threw Jonah overboard.
12. Jonah tried to hide from God in his house.
13. Jonah was not able to convince anyone in Nineveh to repent.
14. Jonah was in the belly of a great fish for three days and three nights.
15. Amos told Hezekiah that God would let him live longer.
16. Joash was hidden from his grandfather who wanted to kill him.
17. The Assyrians that came to Jerusalem wanted to know more about God.
18. Joash was 20 years old when he became king of Judah.

PRE-CLASS ACTIVITIES/LEARNING CENTERS (TO BE USED AS CHILDREN ARE ARRIVING—**BEFORE** CLASS, AND UP TO THE FIRST FIVE MINUTES OF CLASS; OR AS HOMEWORK):

- See Sunday morning’s lesson.

\*\*\* IF YOU HAVE SUGGESTIONS PERTAINING TO THIS LESSON, PLEASE CLICK THE “SUGGESTION” BUTTON BESIDE THE BUTTON FOR THIS LESSON ON THE CURRICULUM WEB SITE.

