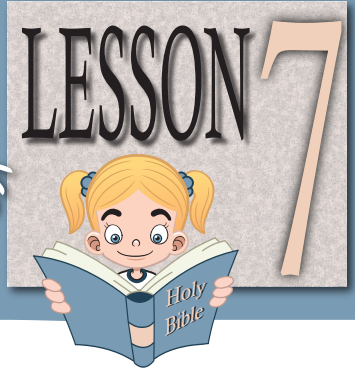


Josiah and the Lost Book

2 Kings 21:19-23:3



Old Testament 8
Part 1: The Divided Kingdom

SUNDAY MORNING

Old Testament 8 [Class Attendance Sheet](#) provided in activity sheets (NOTE: The document is interactive, allowing the teacher to type in the Class, Teacher, and the children's names.)

SCRIPTURE REFERENCES:

2 Kings 21:19-23:3; 2 Chronicles 33:21-34:33; 2 Timothy 3:16,17; 2 Kings 23:25

MEMORY WORK:

YOUNGER CHILDREN: "I love Your commandments more than gold" (Psalm 119:127b).

OLDER CHILDREN: "Oh, how I love Your law! It is my meditation all the day" (Psalm 119:97).

SONGS AND FINGERPLAYS (SEE END OF LESSON FOR WORDS):

A [song book](#) and [audio recordings](#) of many of the curriculum songs are available on the curriculum Web site.

- ["There's Not a Book Like the Holy Bible"](#)
- ["Listen to My Words"](#)
- ["Wise Kids"](#)
- ["The Bible"](#)
- ["Read Your Bible, Pray Everyday"](#)
- ["The B-I-B-L-E"](#)
- ["I Love the Bible"](#)

LESSON VISUALS AND TEACHING AIDS (NOTE ANY DISCLAIMERS):

- See [AP's Pinterest page](#) for ideas on bulletin boards, visuals, crafts, etc. [DISCLAIMER: Pins may sometimes need to be adjusted to be Scriptural.]
- [The Divided Kingdom 2](#) Bible fact cards (provided under "O.T. 8 Bible Facts")
- "Summary of the Bible" from ["Kids Prep"](#) CD by Jeff Miller
- Pictures/drawings from any books listed under 3rd-4th Grader Pre-Class Activities/ Learning Centers
- Betty Lukens' felt pieces.
- ["Map of the Divided Kingdom"](#) (provided in activity sheets)
- "No Time for the Bible" (poem to illustrate for application; listed after Wednesday's lesson)



PERSONAL APPLICATION:

God's Word (the Bible) is a precious gift for which I should be grateful and which I should read every day.

LESSON STARTS HERE

INTRODUCTION: (YOUNGER CHILDREN)

Who was the most wicked king in the history of God's people? What happened that made him change? Today we will learn about a very good king. Let's take a look at some of the things he did that were pleasing to God!

INTRODUCTION: (OLDER CHILDREN)

Review last week's lesson.

How many of you read every day? What if you didn't have any books to read? That would be awful, wouldn't it? What if you didn't have a Bible to read? Do you read it enough that you would miss it? There was a time in the history of the Jews when they didn't have God's Word (Old Testament scrolls) to read. They ended up turning away from God. Let's see what happened when a good king found a copy of the Old Law and made sure that all the people heard what it said.

POINTS TO EMPHASIZE:

1. After king Manasseh died, his evil son Amon became king of Judah for two years. Like his father, Amon worshipped idols, ignored God's Law, and encouraged his people to do the same. [Note the contrast between Amon and his son Josiah given in 2 Chronicles 33:23; 34:27,31.] Some of Amon's servants killed him, and "the people of the land made Josiah his son king in his place" (2 Kings 21:24).
2. Josiah was only eight years old when he became king of Judah, and he reigned for 31 years in Jerusalem. He was a very good king because he had a tender heart and a growing desire to follow God's Law. When he was 16, he "began to seek the God of his father David" (2 Chronicles 34:3), which undoubtedly means that he was listening to good prophets and teachers of the Law—including Jeremiah, Zephaniah, and Hilkiyah the high priest.
3. Twelve years later, when Josiah was 20 years old, he started cleaning up Jerusalem, as his great-grandfather Hezekiah had done before him. Josiah tore down idols and places of idol worship. He and his men went throughout the countryside—not just Jerusalem—tearing down idols and trying to make sure that idol worship would not return to Judah. Unfortunately, the good that Josiah did, and tried to do, did not affect the hearts of the people. The people were only half-hearted, at best, in their efforts to reform Judah. As long as Josiah was king, they did not worship idols, but they still loved idols and would return to them after Josiah's death (2 Chronicles 34:33).
4. After he got rid of the idols in Judah, Josiah then concentrated on his main mission: to restore the once-glorious Temple in Jerusalem. This effort began when he was 26 years old. He ordered money collections from all the people of Judah, as well as from the few remaining Jews (the remnant) left in Israel (the Northern Kingdom). All the money collected was given to the men

who were working to repair and restore the Temple “which the kings of Judah had destroyed” (2 Chronicles 34:11b).

5. During the restoration of the Temple, Hilkiah the priest found a scroll—a copy of at least part of the Law of Moses. When the words of the book were read to King Josiah, the young king tore his clothes in shame and fear of what might happen to Judah because of their many years of disobedience to God. He sent messengers to consult a prophetess named Huldah to find out what God would do. Huldah told Josiah that the Jews would be punished for their disobedience, but it would not come during his lifetime because he had been faithful to God.



RECOMMENDED READING FOR TEACHERS: See the article “[The Biblical View of Women](#)” by Kyle Butt on the Apologetics Press Web site for a response to the charge that God is sexist, including a discussion of the prophetess Huldah.

6. Josiah immediately called all the Jews together so that he could share the book of the Law with them. He had it read in public and then made a promise to his people, and to God, that he would always follow the Law. He asked his people to make that same promise, and as long as he was king, they did follow the Law.
7. When the restoration of the Temple was completed, he oversaw a Passover celebration of such a magnitude that had not been celebrated since the time of the judges and Samuel (2 Kings 23:22; 2 Chronicles 35:18). Josiah wanted his people to remember that they had been “bought with a price,” i.e., the lambs that were killed to provide blood over the doorposts of the Israelites before the Exodus. Josiah continued his dramatic reforms (2 Kings 23:4-20).



HISTORICAL NOTE: Josiah destroyed the connection of Tophet to idolatry (2 Kings 23:10). Tophet was the site of a “high place” for idol worship near the east gate of Jerusalem. Tophet was in the valley of Hinnom (also called the “valley of the son of Hinnom” and the “valley of the children of Hinnom”). It was at this valley that parents, including Manasseh and Ahaz, offered their children to idols (2 Chronicles 28:3). King Josiah made this valley a garbage dump and Ge-hinnom (literally, “valley of Hinnom”) became, by New Testament times, “Gehenna”—a very vivid picture of hell.



RECOMMENDED READING FOR TEACHERS: See the article “[Questions and Answers: ‘Their Worm Does Not Die’](#)” and “[The Origin, Nature, and Destiny of the Soul: Part V](#)” on the Apologetics Press Web site for further discussion of *Gehenna*.

8. Josiah knew the importance of listening to God’s Word. He knew the importance of taking care of the Scriptures, and so should we. Imagine what it would be like not to have a Bible. Many people throughout history have been without a Bible, and many people in faraway places still don’t have Bibles. But most of us have several Bibles in our houses and never read them. The Bible must be the most important book in the world for us or we will become like the people in Old Testament times that completely forgot about it and stopped living according to God’s Law.



RECOMMENDED READING FOR TEACHERS: See the article “[Where Did Josiah Die?](#)” by Jim Estabrook on the Apologetics Press Web site for a response to an alleged discrepancy in the Bible regarding the death of Josiah.

PRE-CLASS ACTIVITIES/LEARNING CENTERS (TO BE USED AS CHILDREN ARE ARRIVING—BEFORE CLASS, AND UP TO THE FIRST FIVE MINUTES OF CLASS; OR AS HOMEWORK):

- Click here for complete [Activity Book](#) and [Answer Key](#).

Ages 2-5:

- “[Josiah and the Lost Book Coloring Sheet](#)” (provided in activity sheets)
- Enlarge a picture of a coin and copy it, along with the memory verse, onto yellow construction paper. **Or** buy a package of large coin cutouts at a school supply store and write the memory verse on each one. Let the children glue “gems,” shiny stickers, etc. onto their coins. (“[Coin Cutout](#)” provided in activity sheets)
- Provide foam shapes or card stock shapes to use as bookmarks. Write on each one “I love God’s Word and read it every day.” Provide decorative items for the kids to glue onto their bookmarks.

1st-2nd Graders:

- Bible Book Disks: Write the books of the Bible on plastic milk lids or circular cutouts of the same size. Mix the discs up and let the students put them in the correct order. You can divide the class into small groups, and give each group a section of books (like “major prophets” or “epistles”) to put in order. Or let the entire class work together to complete all of the Old and/or New Testaments.
- Play Hang Man with words from this and previous lessons (Sample words: Hezekiah, Manasseh, Jonah, Passover, Isaiah, Temple, idol worship, Nineveh, Assyria, etc.)
- Sword Drills: Divide the class into teams, or let them work individually. Make sure each team/person has a Bible. Give the class a chapter and verse, and ask the students to look up the passage as quickly as possible. (Choose verses that talk about the importance of God’s Word, studying it, etc.) The student/team that finds the passage first, reads it out loud.
- On the board, write names/key words from this and previous lessons, scrambling the letters. Let the students work together to unscramble the names/key words.
- “[Josiah and the Lost Book Word Search](#)” (provided in activity sheets)

3rd-4th Graders:

- Bible Book Disks: Write the books of the Bible on plastic milk lids or circular cutouts of the same size. Mix the discs up and let the students put them in the correct order. You can divide the class into small groups, and give each group a section of books (like “major prophets” or “epistles”) to put in order. Or let the entire class work together to complete all of the Old and/or New Testaments.
- Play Hang Man with words from this and previous lessons (Sample words: Hezekiah, Manasseh, Jonah, Passover, Isaiah, Temple, idol worship, Nineveh, Assyria, etc.)
- Sword Drills: Divide the class into teams, or let them work individually. Make sure each team/person has a Bible. Give the class a chapter and verse, and ask the students to look up

the passage as quickly as possible. (Choose verses that talk about the importance of God’s Word, studying it, etc.) The student/team that finds the passage first, reads it out loud.

- On the board, write names/key words from this and previous lessons, scrambling the letters. Let the students work together to unscramble the names/key words.
- “[Josiah and the Lost Book Word Search](#)” (provided in activity sheets)
- Have the children read the following:
 - 2 Kings 22-23; 2 Chronicles 34
 - *King Josiah and God’s Book*, by Kristin R. Nelson, Arch books (DISCLAIMERS: p. 14—add the words “in that way” after “Passover night”; skip the note to parents)
 - *Josiah Finds a Bible*, Concordia Publishing House

SONGS:

“THERE’S NOT A BOOK LIKE THE HOLY BIBLE” ([Click to Hear](#))

Author: Lora Laycook

(Tune: “There’s Not a Friend like the Lowly Jesus”)

There’s not a Book like the Holy Bible!
No, not one! No, not one!
There’s not a Book that we love so dearly! No, not one! No, not one!

For it tells all about our Father,
And it tells all about His Son.
There’s not a Book like the Holy Bible!
No, not one! No, not one!

“LISTEN TO MY WORDS” ([Click to Hear](#))

Author: Unknown*

(Tune: “London Bridge”)

God gave me two ears to hear, ears to hear, ears to hear.
God gave me two ears to hear, I will listen.
God says, “Listen to My words, to My words, to My words.”
God says, “Listen to My words,” in the Bible.

“WISE KIDS” ([Click to Hear](#))

Author: Unknown*

(Tune: “The Wise Man Built His House Upon the Rock”)

Wise kids read their Bibles every day.
(open hands like book)
Wise kids read their Bibles every day.
Wise kids read their Bibles every day,
And we trust upon the Lord! (point to heaven)

Wise kids learn to pray every day.
(fold hands in prayer)
Wise kids learn to pray every day.
Wise kids learn to pray every day,
And they wait upon the Lord! (point to heaven)

So read your Bible, pray, and you'll be wise. (open hands like book, then fold in prayer)
So read your Bible, pray and you'll be wise.
So read your Bible, pray and you'll be wise,
No matter what your size!

“THE BIBLE” ([Click to Hear](#))

Author: Unknown*
(Tune: Go In and Out the Window)

I love to read the Bible, (REPEAT twice)
Because it is God's Word.

I will not tear its pages, (REPEAT twice)
Because I love God's Word.

I love to hear its stories, (REPEAT twice)
Because I love God's Word.

“READ YOUR BIBLE, PRAY EVERYDAY” ([Click to Hear](#))

Author: Unknown*
(Tune: See Internet)

If you read your Bible and pray everyday, you'll grow, grow, grow. (REPEAT)
Grow, grow, grow, grow,
Grow, grow, grow.

If you read your Bible and pray everyday, you'll grow, grow, grow.
(Make hand movements as if reading, praying, and like a child growing.)

If you neglect your Bible and forget to pray, you'll shrink, shrink, shrink.
(Make hand movements as if closing Bible, head gesture saying “No,” and like a child shrinking.)
(REPEAT)

Shrink, shrink, shrink, shrink,
Shrink, shrink, shrink.

If you neglect your Bible and forget to pray, you'll shrink, shrink, shrink.
(Make hand movements as if closing Bible, head gesture saying “No,” and like a child shrinking.)

So read your Bible and pray everyday, and you'll grow, grow, grow.
(Make hand movements as if reading, praying, and like a child growing.) (REPEAT)

Grow, grow, grow, grow,
Grow, grow, grow.

So read your Bible and pray everyday, and you'll grow, grow, grow.
(Make hand movements as if reading, praying, and like a child growing.)

“THE B-I-B-L-E” ([Click to Hear](#))

Author: Traditional

The B-I-B-L-E, yes that’s the book for me!
I stand alone on the Word of God,
The B-I-B-L-E.

The B-I-B-L-E, yes that’s the book for me!
I read and study and then obey,
The B-I-B-L-E.

“I LOVE THE BIBLE” ([Click to Hear](#))

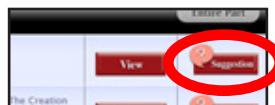
Author: Unknown*

(Tune: “The More We Get Together”)

Oh, how I love the Bible, the Bible, the Bible,
Oh, how I love the Bible, for I know that it’s true.
In the front I find Genesis, in the mid-dle the Psalms, and
In the back is Revelation. There are many other books, too.

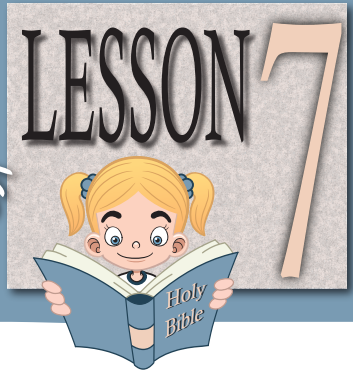
*Author Unknown: Please contact us through the feedback button for this lesson if you are aware of any copyright information for this song.

*** IF YOU HAVE SUGGESTIONS PERTAINING TO THIS LESSON, PLEASE CLICK THE “SUGGESTION” BUTTON BESIDE THE BUTTON FOR THIS LESSON ON THE CURRICULUM WEB SITE.



Josiah and the Lost Book

2 Kings 21:19-23:3



Old Testament 8
Part 1: The Divided Kingdom

WEDNESDAY EVENING

Old Testament 8 [Class Attendance Sheet](#) provided in activity sheets (NOTE: The document is interactive, allowing the teacher to type in the Class, Teacher, and the children's names.)

SCRIPTURE REFERENCES:

Psalms 1:1-3; 19:7-10; 119:11,105,160; Matthew 4:1-10

MEMORY WORK:

YOUNGER CHILDREN: "I love Your commandments more than gold" (Psalm 119:127b).

OLDER CHILDREN: "Oh, how I love Your law! It is my meditation all the day" (Psalm 119:97).

SONGS AND FINGERPLAYS (SEE END OF SUNDAY'S LESSON FOR WORDS):

A [song book](#) and [audio recordings](#) of many of the curriculum songs are available on the curriculum Web site.

- ["There's Not a Book Like the Holy Bible"](#)
- ["Listen to My Words"](#)
- ["Wise Kids"](#)
- ["The Bible"](#)
- ["Read Your Bible, Pray Everyday"](#)
- ["The B-I-B-L-E"](#)
- ["I Love the Bible"](#)

LESSON VISUALS AND TEACHING AIDS (NOTE ANY DISCLAIMERS):

- See [AP's Pinterest page](#) for ideas on bulletin boards, visuals, crafts, etc. [DISCLAIMER: Pins may sometimes need to be adjusted to be Scriptural.]
- [The Divided Kingdom 2](#) Bible fact cards (provided under "O.T. 8 Bible Facts")
- "Summary of the Bible" from ["Kids Prep"](#) CD by Jeff Miller
- Pictures/drawings from any books listed under 3rd-4th Grader Pre-Class Activities/Learning Centers
- Betty Lukens' felt pieces.
- ["Map of the Divided Kingdom"](#) (provided in activity sheets)
- "No Time for the Bible" (poem to illustrate for application; listed after Wednesday's lesson)



PERSONAL APPLICATION:

God's Word (the Bible) is a precious gift for which I should be grateful and which I should read every day.

INTRODUCTION:

Review [O.T. 8 Bible Fact Flash Cards](#) (provided under "O.T. 8 Bible Facts" on curriculum Web site)

POINTS TO EMPHASIZE:

1. Review Sunday's lesson. (See [O.T. 8 Review Questions](#) for example questions.)
2. OLDER CHILDREN: Go over the following comparisons to God's Word: SWORD (Hebrews 4:12); LAMP or LIGHT (Psalm 119:105); HONEY (Psalm 119:103); SEED (Luke 8:11).
3. Talk about Jesus' defense against the temptations of the devil (Matthew 4:1-10). For every temptation, Jesus remembered God's Word and said, "It is written..." Psalm 119:37 says, "Turn away my eyes from looking at worthless things." The best way to avoid doing wrong is to obey God's Word with all our hearts, as Josiah tried to do (Psalm 119:69).

PRE-CLASS ACTIVITIES/LEARNING CENTERS (TO BE USED AS CHILDREN ARE ARRIVING—**BEFORE** CLASS, AND UP TO THE FIRST FIVE MINUTES OF CLASS; OR AS HOMEWORK):

- See Sunday morning's lesson.

"NO TIME FOR THE BIBLE"

Author: Unknown*

A Bible came to our house.
We wanted it to stay.
So we unpacked it carefully,
And put it away.

We knew it was God's Word,
And revealed His love to us.
But we never took time to read it,
Because we were always in a rush.

Dad put it by the kitchen table,
Intending to read before meals.
But everybody had places to go,
So we didn't read it still.

Mom intended to read it,
After everyone was gone,
And, you'd think she'd have the time,
Since she was all alone.

But there were chores to do,
And dinner to cook,
And so many errands to run.
So the Bible was put aside,
While everything else was done.

After the evening meal,
We're tired as we can be.
So, we hunt our favorite book or magazine,
Or turn on the TV.

And now it is bedtime.
We've had a busy day.
If we just weren't so tired,
We'd read the Bible now, we say.

If we really loved the Lord,
We would make time His Word to read,
Because God tells us inside its pages,
Everything we need.

*Author Unknown: Please contact us through the feedback button for this lesson if you are aware of any copyright information for this song.

*** IF YOU HAVE SUGGESTIONS PERTAINING TO THIS LESSON, PLEASE CLICK THE
“SUGGESTION” BUTTON BESIDE THE BUTTON FOR THIS LESSON ON THE
CURRICULUM WEB SITE.

