

# Messianic Prophecy

Genesis 3:15



New Testament 1  
Part 1: Early Life of Christ

## SUNDAY MORNING

New Testament 1 [Class Attendance Sheet](#) provided in activity sheets (NOTE: The document is interactive, allowing the teacher to type in the Class, Teacher, and the children's names.)

### SCRIPTURE REFERENCES:

Genesis 3:15; 12:3; Psalm 22; Isaiah 9:6-7; Isaiah 53; Micah 5:2; Zechariah 9:9; 11:13

### MEMORY WORK:

YOUNGER CHILDREN: "For unto us a Child is born, unto us a Son is given..." (Isaiah 9:6).

OLDER CHILDREN: "For unto us a Child is born, unto us a son is given...and His name will be called Wonderful, Counselor, Mighty God, Everlasting Father, Prince of Peace" (Isaiah 9:6).

### SONGS AND FINGERPLAYS (SEE END OF LESSON FOR WORDS):

A [song book](#) and [audio recordings](#) of many of the curriculum songs are available on the curriculum Web site.

- ["Isaiah 9:6"](#)
- ["Genesis 12:3"](#)
- ["Genesis 3:15"](#)
- ["Wonderful, Wonderful"](#)

### LESSON VISUALS AND TEACHING AIDS (NOTE ANY DISCLAIMERS):

- See [AP's Pinterest page](#) for ideas on bulletin boards, visuals, crafts, etc. [DISCLAIMER: Pins may sometimes need to be adjusted to be scriptural.]
- [Jesus' Birth & Sermon](#) Bible fact cards (provided under "N.T. 1 Bible Facts" on curriculum Web site)
- Apologetics Press' [Bible Timeline](#)
- "Summary of the Bible" from ["Kids Prep"](#) CD by Jeff Miller
- "Matthew Chapter Summary" from ["Kids Prep"](#) CD by Jeff Miller
- Betty Lukens' felt pieces

### PERSONAL APPLICATION:

I can tell others that Jesus is the Savior of the World, just like the prophets did.



## LESSON STARTS HERE

### INTRODUCTION: (YOUNGER CHILDREN)

Does anyone know what will happen in the future? God does, and He is the only one who does. From the very beginning of the Bible, He told us about a Savior who would come to destroy Satan and show us the way to Heaven. There are many verses in the Old Testament that tell about the Savior. This was to help people recognize Him when He came so they would know He was truly sent from God.

### INTRODUCTION: (OLDER CHILDREN)

Suppose you are asked to go to an airport and pick up a special person. In order to know whom you are supposed to pick up, you need to know some information about the special person. You might need to know what the person looks like, how tall he is, what color hair he has, how he will be dressed, or other information like that. In a similar way, from the first book of the Bible, God tried to prepare the world to be able to recognize the Savior when He came. God wrote many Scriptures in the Old Testament to give us important information about the Savior. He told us where the Savior would be born, much about the Savior's life, and how the Savior would die. The amazing thing is, God wrote all of this hundreds or thousands of years before the Savior was born. God predicted the future. He told us all about the Savior before He was born so that we could know who the Savior was and is. All the prophecies that were made about the Savior came true in the life of Jesus Christ. Let's look at some of those prophecies.

### POINTS TO EMPHASIZE:

1. In Genesis 3:15, God told Satan that, from a woman, a Child would be born Who would crush Satan's head, but Satan would "bruise His heal." This was the first prophecy about the Savior. Satan bruised Jesus' heal when he convinced the Jews to crucify Jesus. But Jesus crushed Satan's head when He came back from the dead and defeated death. This prophecy was made about 4,000 years before Jesus was born.
2. About 2,000 years after God's prophecy in Genesis, God made another prediction about the Messiah. In Genesis 12:3, God chose Abraham as His special servant. He promised Abraham that He would bless all the nations of the Earth through one of Abraham's descendants. Abraham had Isaac, Isaac had Jacob, and Jacob had Judah. Jesus came through the line of Judah and fulfilled God's prediction, since all the nations of the Earth were blessed through Jesus, a descendant of Abraham, Isaac, and Jacob.
3. The prophet Isaiah wrote down many Messianic prophecies. In Isaiah 7:14, he explained that the Savior would be born to a virgin This was a very important prophecy because no one in human history had ever been born of a virgin. When Jesus was born to Mary, a **virgin**, He fulfilled this prophecy and became the only person ever to be born in this special way. Matthew 1:18—"before they came together, she was found with child of the Holy Spirit." Matthew 1:20—"that which is conceived in her is of the Holy Spirit." [NOTE: Discuss this concept in an age appropriate way. Perhaps explain that Mary being a "virgin" means that Jesus was born even though He did not have an earthly father, which has never happened before. Every person that has ever lived has had a biological father, even if they never knew the father, except Jesus. Explain that Joseph was more like an adopted father.]



**Virgin:** Older kids will understand the explanation of “a person who hasn’t had sex with anyone,” although you may prefer to tell them that Mary had never “slept with” a man before she became pregnant. With younger kids, you can tell them that she wasn’t married; God Himself made the Baby grow inside her.

4. Isaiah explained that the Messiah was going to be a great ruler Who would be called Mighty God, Everlasting Father, and Prince of Peace (Isaiah 9:6). Many people did not understand how a man could be called Mighty God. But when Jesus was born to Mary, He was 100% God and 100% man. That is hard for us to think about, but Jesus was God in the flesh.
5. Isaiah also predicted that the Messiah would suffer for the sins of the world. In chapter 53, Isaiah wrote an entire chapter about the terrible things that would happen to Jesus. Isaiah explained that He would be beaten, bruised, and smitten for our sins. Isaiah also said that the Savior would be led as a lamb to the slaughter. He predicted that the Messiah would die with the wicked, but would be among “the rich at his death.” This prediction was fulfilled when Jesus was crucified between two thieves (the wicked—Matthew 27:38), and when he was buried in the tomb of the wealthy Joseph of Arimathea (Matthew 27:57).
6. When Jesus died on the cross, He tried to help the people understand He is the Savior. On the cross, He screamed out, “Eli, Eli, lama sabachthani?” which means, “My God, My God, why have You forsaken me?” That exact statement is the opening statement of Psalm 22. This psalm was written about 1,000 years before Jesus was born. If the Jews had understood the psalm, they would have seen the predictions in it. In Psalm 22:16, the text predicts that the Messiah’s hands and feet would be “pierced,” exactly as Jesus’ were pierced with nails on the cross. In verse 18, the psalm predicts that people would cast lots for the clothing of the Messiah, which is exactly what happened to Jesus’ clothes (Matthew 27:35).
7. When Jesus came back to life, He fulfilled a prophecy spoken by David almost 1,000 years before Jesus was born. In Psalm 16:10, David explained that God would not leave the Savior’s soul in “Sheol.” Sheol was the word that means the place where the souls of dead people go. That means that God would not leave the soul of the Savior in the realm of the Dead. When Jesus came back to life, His soul was no longer in Sheol (the New Testament word for Sheol is Hades, the realm of the dead). When the apostle Peter preached to the Jews on the Day of Pentecost, he used this prophecy to show that the resurrected Jesus was the Messiah that the Old Testament had been predicting.



**RECOMMENDED READING FOR TEACHERS:** See the article “[The Predicted Messiah](#)” and the video “[Jesus and Other Savior Gods](#)” by Kyle Butt and “[Isaiah and the Deity of Christ](#)” by Eric Lyons on the Apologetics Press Web site for discussion about Old Testament prophecies about Christ.

**PRE-CLASS ACTIVITIES/LEARNING CENTERS (TO BE USED AS CHILDREN ARE ARRIVING—BEFORE CLASS, AND UP TO THE FIRST FIVE MINUTES OF CLASS; OR AS HOMEWORK):**

- Click here for complete [Activity Book](#) and [Answer Key](#).

**Ages 2-5:**

- “[Messianic Prophecy Coloring Sheet](#)” (provided in activity sheets)
- “[Messianic Prophecy Puzzle](#)” (provided in activity sheets): Print the two pages of the puzzle on

the front and back of a single piece of paper. Cut out the squares on the back and mix the “pieces” up. Help the students line up the Old Testament passages in a column and in order with respect to where they are found in Scripture. Read the Old and New Testament passages to the children. To the right of each passage, let them put the New Testament passage where the prophecy was fulfilled, making a second column to the right of the first. Tape all of the pieces together, and turn the puzzle over to reveal the picture. Talk to the children about how when the prophecies were originally given in Old Testament times, it was not always clear what they meant. Not until the prophecies were fulfilled in Jesus was the “big picture” made clear.

- Make a scroll: Have the children write a prophecy (or draw a picture) about their own life on a piece of blank paper. (Example: what they want to be when they grow up.) Children could also cut pictures out of magazines to glue on their paper that show something they would like to do when they grow up. You will then help them make a scroll by gluing a popsicle stick on the top and bottom of the paper, and then rolling them together. Tie it closed with the ribbon. (“[Scroll Cutouts](#)” provided in activity sheets)
- Make crowns: Remind the children that the people who heard the prophecies about Jesus waited a very long time for Him to come. They believed the prophecy and were waiting for the King to come.
- For this project you will need yellow construction paper (the long size), glue, glitter, and play jewels (found at a craft store). Use the yellow construction paper to make a crown for each child (cut a strip long enough to go around each child’s head and tape together). Allow children to decorate his/her crown using markers, glitter (or glitter glue), jewels, etc.

### **1st-2nd Graders:**

- “[Messianic Prophecy](#)” word search (provided in activity sheets)
- “[Messianic Prophecy Puzzle](#)” (provided in activity sheets): Print the two pages of the puzzle on the front and back of a single piece of paper. Cut out the squares on the back and mix the “pieces” up. Line up the Old Testament passages in a column and in order with respect to where they are found in Scripture. To the right of each passage, put the New Testament passage where the prophecy was fulfilled, making a second column to the right of the first. Tape all of the pieces together, and turn the puzzle over to reveal the picture. Talk to the children about how when the prophecies were originally given in Old Testament times, it was not always clear what they meant. Not until the prophecies were fulfilled in Jesus was the “big picture” made clear.
- “[Messianic Prophecy Matching Activity](#)” (provided in activity sheets)
- Make a scroll: Have the children write a prophecy (or draw a picture) about their own life on a piece of blank paper. (Example: what they want to be when they grow up.) Children could also cut pictures out of magazines to glue on their paper that show something they would like to do when they grow up. You will then help them make a scroll by gluing a popsicle stick on the top and bottom of the paper and then rolling them together. Tie it closed with the ribbon. (“[Scroll Cutouts](#)” provided in activity sheets)
- Prophecy Clues Activity: [If there are enough students in the class:] Blindfold one child and choose another to wear a hat. Let the other children (including the child wearing the hat) give clues about who is wearing the hat until the blindfolded child guesses correctly (based on the clues, not random guesses). Let each child have a chance to wear the hat or be blindfolded. Highlight to the children that Old Testament prophecies were clues about Who Jesus (the Messiah) would be.

### 3rd-4th Graders:

- Divide the class into groups of two or three. List prophecies about Christ from the Old Testament and the Scriptures in the New Testament showing their fulfillment (several are mentioned in the lesson). Have students look up the passages and read them in groups.
- [“Messianic Prophecy”](#) word search (provided in activity sheets)
- [“Messianic Prophecy Matching Activity”](#) (provided in activity sheets)
- Prophecy Clues Activity: [If there are enough students in the class:] Blindfold one child and choose another to wear a hat. Let the other children (including the child wearing the hat) give clues about who is wearing the hat until the blindfolded child guesses correctly (based on the clues, not random guesses). Let each child have a chance to wear the hat or be blindfolded. Highlight to the children that Old Testament prophecies were clues about Who Jesus (the Messiah) would be.
- Have the children read any of the following articles from *Discovery* magazine (NOTE: [Advanced Bible Reader](#) quizzes exist for many issues of *Discovery* magazine):
  - “Genesis 3:15: The First Prophecy in the Bible” ([February, 2003](#))
  - “Jesus is Coming,” “Immanuel,” and “When the Fullness of Time Had Come” ([December, 2019](#))

### SONGS:

#### “ISAIAH 9:6”

Author: Jeff Miller

(Tune: See [“Hidden in My Heart”](#) CD)

#### “GENESIS 3:15”

Author: Jeff Miller

(Tune: See [“Hidden in My Heart”](#) CD)

#### “GENESIS 12:3”

Author: Jeff Miller

(Tune: See [“Hidden in My Heart”](#) CD)

#### “WONDERFUL, WONDERFUL”

[See Internet for words and tune]

\*\*\* IF YOU HAVE SUGGESTIONS PERTAINING TO THIS LESSON, PLEASE CLICK THE “SUGGESTION” BUTTON BESIDE THE BUTTON FOR THIS LESSON ON THE CURRICULUM WEB SITE.







# Messianic Prophecy

Micah 5:2



New Testament 1  
Part 1: Early Life of Christ

## WEDNESDAY EVENING

New Testament 1 [Class Attendance Sheet](#) provided in activity sheets (NOTE: The document is interactive, allowing the teacher to type in the Class, Teacher, and the children's names.)

### SCRIPTURE REFERENCES:

Micah 5:2

### MEMORY WORK:

YOUNGER CHILDREN: "For unto us a Child is born, unto us a Son is given..." (Isaiah 9:6).

OLDER CHILDREN: "For unto us a Child is born, unto us a son is given...and His name will be called Wonderful, Counselor, Mighty God, Everlasting Father, Prince of Peace" (Isaiah 9:6).

### SONGS AND FINGERPLAYS (SEE END OF SUNDAY'S LESSON FOR WORDS):

A [song book](#) and [audio recordings](#) of many of the curriculum songs are available on the curriculum Web site.

- ["Isaiah 9:6"](#)
- ["Genesis 12:3"](#)
- ["Genesis 3:15"](#)
- ["Wonderful, Wonderful"](#)

### LESSON VISUALS AND TEACHING AIDS (NOTE ANY DISCLAIMERS):

- See [AP's Pinterest page](#) for ideas on bulletin boards, visuals, crafts, etc. [DISCLAIMER: Pins may sometimes need to be adjusted to be scriptural.]
- [Jesus' Birth & Sermon](#) Bible fact cards (provided under "N.T. 1 Bible Facts" on curriculum Web site)
- Apologetics Press' [Bible Timeline](#)
- "Summary of the Bible" from ["Kids Prep"](#) CD by Jeff Miller
- "Matthew Chapter Summary" from ["Kids Prep"](#) CD by Jeff Miller
- Betty Lukens' felt pieces

### PERSONAL APPLICATION:

I can tell others that Jesus is the Savior of the World, just like the prophets did.



## INTRODUCTION:

- [Jesus' Birth & Sermon](#) Bible fact cards (provided under “N.T. 1 Bible Facts” on curriculum Web site)
- Review Sunday’s lesson (see [N.T. 1 Review Questions](#) for example questions)
- Remind the children how Jesus’ life was predicted in the Old Testament. Remind them that many of the prophecies were written over 1,000 years before Jesus was born, and that the prophecies were written so that all people could recognize the Messiah when He came. One prophecy told where Jesus would be born. In Micah 5:2, we read that the Messiah would be born in Bethlehem.

## POINTS TO EMPHASIZE:

1. The Jews understood the prophecy in Micah very well. When King Herod asked the Jewish leaders where the Messiah was supposed to be born, they mentioned Micah 5:2 to him, and explained Bethlehem would be the Savior’s birthplace (Matthew 2:5-6).
2. Jesus was born in Bethlehem, exactly like the prophecy said, but when He was young, His family moved to Nazareth (2:23). Some of the people who came in contact with Jesus did not believe He was the Messiah, because they thought He was born in Nazareth (John 7:40-42).



**NOTE:** Micah 5:2 indicates that Jesus would be born in Bethlehem in Ephrathah. The term “Ephrathah” is important because there were two Bethlehems in Israel. One was further north in the territory of Zebulun.

3. The people who thought Jesus was born in Nazareth did not study the evidence enough to find the truth. They should have researched the situation and found out that Jesus was actually born in Bethlehem.
4. We can tell others that Jesus is the Savior of the world, but each person is responsible for studying the Bible to find out the truth about Him, even if no one were to come tell him about Jesus. The apostle Paul said that we must “be diligent” or “study” to present ourselves approved to God (2 Timothy 2:15). Christianity is a religion that must be learned. In order to learn it, we must study the Bible.
5. In the book of Acts, we read that the people of Berea were more “fair-minded” or “noble” than the people in Thessalonica, because the Bereans searched the Scriptures daily to see if the preaching about Jesus was right (Acts 17:11). If we want to be “noble” and “fair-minded,” we will diligently search the Scriptures as well.

## PRE-CLASS ACTIVITIES/LEARNING CENTERS (TO BE USED AS CHILDREN ARE ARRIVING—BEFORE CLASS, AND UP TO THE FIRST FIVE MINUTES OF CLASS; OR AS HOMEWORK):

- See Sunday morning’s lesson

\*\*\* IF YOU HAVE SUGGESTIONS PERTAINING TO THIS LESSON, PLEASE CLICK THE “SUGGESTION” BUTTON BESIDE THE BUTTON FOR THIS LESSON ON THE CURRICULUM WEB SITE.





# Jesus' Birth:

Announcement to Mary; Birth in Bethlehem; Escape to Egypt

Matthew 1:18-25



New Testament 1  
Part 1: Early Life of Christ

## SUNDAY MORNING

New Testament 1 [Class Attendance Sheet](#) provided in activity sheets (NOTE: The document is interactive, allowing the teacher to type in the Class, Teacher, and the children's names.)

### SCRIPTURE REFERENCES:

Matthew 1:18-25; Luke 1:26-38; 2:1-39

### MEMORY WORK:

“And she will bring forth a Son, and you shall call His name Jesus, for He will save His people from their sins” (Matthew 1:21).

### SONGS AND FINGERPLAYS (SEE END OF LESSON FOR WORDS):

A [song book](#) and [audio recordings](#) of many of the curriculum songs are available on the curriculum Web site.

- [“Jesus Grows Up”](#)
- [“Mary Had a Baby”](#)
- [“Away in a Manger”](#)
- [“I Am Special”](#)
- [“My Savior has A First Name”](#)
- [“The Books of the New Testament”](#)

### LESSON VISUALS AND TEACHING AIDS (NOTE ANY DISCLAIMERS):

- See [AP's Pinterest page](#) for ideas on bulletin boards, visuals, crafts, etc. [DISCLAIMER: Pins may sometimes need to be adjusted to be scriptural.]
- [Jesus' Birth & Sermon](#) Bible fact cards (provided under “N.T. 1 Bible Facts” on curriculum Web site)
- Apologetics Press' [Bible Timeline](#)
- “Summary of the Bible” from [“Kids Prep”](#) CD by Jeff Miller
- “Matthew Chapter Summary” from [“Kids Prep”](#) CD by Jeff Miller
- Betty Lukens' felt pieces
- Birth of Jesus bulletin board set (Carson and Dellosa)
- Flipchart, pictures, or flannel graph to illustrate “Away in a Manger”
- [“Map of New Testament World”](#) (provided in map section of curriculum Web site)
- [“Map of Palestine”](#) (provided in map section of curriculum Web site)
- Strips of cotton fabric for swaddling clothes, a baby doll, a “manger” (box painted to look like wood or stone, or one constructed of wood)
- Select images from [freebibleimages.org](#) (Prophecies About the Birth of Jesus; Birth



of John the Baptist; Mary Visits Elizabeth; Escape to Egypt sets) [DISCLAIMER: some representations may be biblically inaccurate]

## PERSONAL APPLICATION:

**Younger Children:** I may be small, but there are things I can do for God.

**Older Children:** God has given me talents, and abilities and He gives me opportunities to use them.

## LESSON STARTS HERE

### TEACHING ALERTS:



- Note that the wise men were not present at the birth of Christ. Shepherds came (Luke 2:15-16), but the wise men came later, apparently at some point before Jesus was two years old (Matthew 2:1-16).
- Note that, although many portray three men as being present at the gift giving, we do not actually know how many wise men were present. We know the gifts that were given and that there was more than one man, but nothing more.

## INTRODUCTION: (YOUNGER CHILDREN)

In the very first book of the Bible, we learn about Adam and Eve disobeying God. Because they sinned, He would send a Savior for them and for everyone else who would ever live because everyone sins (Romans 3:23).

## INTRODUCTION: (OLDER CHILDREN)

In the very first book of the Bible we learn about Adam and Eve disobeying God. Because they sinned, God could not treat them the same as He did before, because He cannot have anything to do with what is evil. The special relationship Adam and Eve had with God before their sin was broken (Isaiah 59:1-2), but God had a plan to make it right again. He promised that He would send a **Savior** for them and for everyone else who would ever live, because everyone sins (Romans 3:23). The first mention of the coming Savior is in Genesis 3:15. Through the **prophets** (God's special spokesmen) God continued to remind His people, for thousands of years, that a Savior would one day come.



**Savior:** One who saves or delivers others from danger or from evil. As the Savior, Jesus would save all people from their sins. Jesus said that He came “to seek and to save that which was lost” (Luke 19:10).

**Prophet:** One who spoke God's message to the people; he sometimes told what would happen in the future.

## POINTS TO EMPHASIZE:

1. When God knew the time was right for His Son to come to Earth to be our Savior, He sent an angel to speak to the young woman He had chosen to be Jesus' mother. Her name was

Mary. Why did God choose Mary? Because she loved God very much and pleased Him by the way she lived. God wanted His Son to have a very special mother while He was growing up like other children on Earth, and Mary was that young woman.

2. The angel Gabriel told Mary (a) that she was blessed among women; (b) that she would have a baby boy who would be the Son of God; and (c) the child would be named “Jesus” (which means “Savior”). Mary was troubled by the angel’s words, and she did not understand how she could be a mother, because she was a **virgin**. But Gabriel said, “With God nothing is impossible.” She responded by calling herself “the Lord’s maidservant,” meaning that she would do anything that He wanted her to do.



**Virgin:** Older kids will understand the explanation of “a person who hasn’t had sex with anyone,” although you may prefer to tell them that Mary had never “slept with” a man before she became pregnant. With younger kids, you can tell them that she wasn’t married; God Himself made the Baby grow inside her.



**RECOMMENDED READING FOR TEACHERS:** See the article “[Genealogies and the Virgin Birth of Christ](#)” by Eric Lyons on the Apologetics Press Web site for discussion about why Jesus would be in the genealogy of Joseph, if Mary was a virgin when she conceived Him.

3. Mary was engaged to a good man named Joseph who was a carpenter. To the Jews in Bible times, being engaged was almost the same thing as being married; the couple was even called “husband and wife.” If the woman decided to have another boyfriend, it was considered the same thing as having a boyfriend after she was married (being unfaithful). The man could break their engagement (marriage agreement) with a divorce. When Joseph found out that Mary was going to have a baby, he thought she had been unfaithful to him. He considered breaking their engagement as quietly as possible so that she wouldn’t be embarrassed or made fun of by other people. But an angel spoke to Joseph one night telling him that (a) Mary was carrying a very special Baby from the Holy Spirit Who would grow up to be the Savior of all people, and (b) he should go ahead and marry her.
4. After their marriage, Mary and Joseph had to travel to Bethlehem from Nazareth to pay taxes because of an order (decree) from the Roman government. The city was so crowded with others who had come to pay taxes that Mary and Joseph had to stay in a place for animals called a “stable.” That night Jesus was born (in the city where the prophets foretold in Micah 5:2). Mary wrapped Him in **swaddling clothes** and laid Him in a **manger**.



**Swaddling Clothes:** Strips of cloth that were wrapped around a baby to keep his/her arms and legs straight. Salt was rubbed on the baby’s skin before his/her body was gently wrapped.

**Manger:** A feeding trough for animals. In Bible times, these troughs were often carved into walls.



**HISTORICAL NOTE:** Houses in Bethlehem were often built on slopes of a limestone ridge; it was/is very common for them to have cave-like stables hollowed out in the rock below the house itself. The stable where Jesus was born may have actually been a cave.

5. The night that Jesus was born, a great number of angels appeared in the sky to a group of shepherds who were watching over their flocks on the hills outside Bethlehem. The angels told the men that the Savior of the world had been born and that they could find Him lying in a manger in town. The shepherds left their animals and searched the crowded little town until they found the special Baby, and they worshipped Him.
6. Forty days after His birth, Mary and Joseph took Jesus to the Temple in Jerusalem (about 5 miles from Bethlehem) to offer sacrifices (for her ritualistic purification, Leviticus 12:6-8) and to “present Him to the Lord” as their firstborn (Exodus 13:2; Numbers 18:6). At the Temple, they met two elderly people named Simeon and Anna. This godly man and woman knew as soon as they saw Jesus that He was God’s Son, the Savior that they had been hoping to see all their lives.



**NOTE:** To fulfill O.T. prophecies, Mary and Joseph had to be from the tribe of Judah, descendants of David. There were many people who could have fulfilled those criteria. But Mary was the only virgin in all of Palestine chosen to be the mother of the Son of God (Isaiah 7:14). In spite of this extraordinary honor, nowhere in Scripture are we commanded to worship her. In fact, worshipping anyone or anything other than Jehovah is condemned (Matthew 4:10). Mary is mentioned several times in the Gospel accounts, only once in Acts, and not at all in the remaining books of the New Testament.

7. Mary and Joseph were chosen for a special job, because they loved the Lord very much. You and I are special to God in our own ways, just as Mary and Joseph were. Just as they were willing to do whatever God asked them to do, we must be ready and willing to do whatever we can to show our love for God (i.e., obeying parents and other authority figures, helping the sick or lonely, helping a new child at school, learning more and more about God’s Word, etc.). When we have opportunities to do good, we shouldn’t say, “I don’t want to,” or “I don’t know how,” or “Let someone else do it.”



**RECOMMENDED READING FOR TEACHERS:** See the article “[What Did You Expect?](#)” by Kyle Butt on the Apologetics Press Web site for discussion about Old Testament prophecy as it relates to the birth of Christ.

**PRE-CLASS ACTIVITIES/LEARNING CENTERS (TO BE USED AS CHILDREN ARE ARRIVING—BEFORE CLASS, AND UP TO THE FIRST FIVE MINUTES OF CLASS; OR AS HOMEWORK):**

- Click here for complete [Activity Book](#) and [Answer Key](#).

**Ages 2-5:**

- “[Jesus’ Birth Coloring Sheet](#)” (provided in activity sheets)
- Let children practice wrapping baby doll(s) with strips of cloth.
- Encourage children to act out the story.
- Learning Game: Put review questions on mangers and the answers on the baby Jesus cutouts. The teacher should pass out cutouts and help the children read them. The children “put” baby Jesus in the right manger. (“[Baby Jesus and Manger Cutouts](#)” provided in activity sheets; [N.T. 1 Review Questions](#) provided on curriculum Web site)
- Make a picture of a baby covered with a blanket: Before class, cut pictures of babies out of

magazines and gather small scraps of fabric for blankets. In class, have the children glue the baby onto a piece of construction paper. Then glue a scrap of fabric on top of the baby. Write “Jesus was a Special Baby” on the top of the paper.

- Let the children make angels using play dough and angel cookie cutters.
- Build a stable with Lincoln Logs. Have farm animals, a manger, a small baby, etc. that they can add.

### 1st-2nd Graders:

- [“Escape To Egypt”](#) maze (provided in activity sheets)
- Play “Jesus’ Birth” Tic-Tac-Toe ([Tic-Tac-Toe Questions](#) , [Instructions](#), and [Board](#) provided in activity sheets)
- [“Jesus’ Birth”](#) word search (provided in activity sheets)
- [“Jesus’ Birth”](#) crossword puzzle (provided in activity sheets)
- Learning Game: Put review questions on mangers and the answers on the baby Jesus cutouts. The teacher should pass out cutouts and help the children read them. The children “put” baby Jesus in the right manger. ([“Baby Jesus and Manger Cutouts”](#) provided in activity sheets; [N.T. 1 Review Questions](#) provided on curriculum Web site)
- After the lesson, discuss ways the children can “do good” and have each child choose one thing he/she will do that week. (Wednesday night’s teacher can ask each child what good thing he/she has done.)
- Have the children read *Three Presents for Baby Jesus*, Arch books, Joanne Bader (DISCLAIMER: Skip the note to parents)

### 3rd-4th Graders:

- Have the children read Matthew chapters 1-2.
- [“Escape To Egypt”](#) maze (provided in activity sheets)
- Play “Jesus’ Birth” Tic-Tac-Toe ([Tic-Tac-Toe Questions](#) , [Instructions](#), and [Board](#) provided in activity sheets)
- [“Jesus’ Birth”](#) word search (provided in activity sheets)
- [“Jesus’ Birth”](#) crossword puzzle (provided in activity sheets)
- Make a collage using some of the names of Jesus.
- After the lesson, discuss ways the children can “do good” and have each child choose one thing he/she will do that week. (Wednesday night’s teacher can ask each child what good thing he/she has done.)
- Have the children read the following:
  - *Discovery* articles (NOTE: [Advanced Bible Reader](#) quizzes exist for many issues of *Discovery* magazine): “Visiting Hours” ([December, 2005](#)); “Mary: The Mother of Jesus” ([December, 2001](#)); “The Herods—Who? What? and Where?” ([April, 2014](#))
  - *The Baby God Promised*, Arch books, Walter Wangerin (DISCLAIMERS: Note any embellishments to the story; angels are not said to have wings in the Bible; skip note to parents)
  - *When Jesus Was Born*, Arch books, Sara Hartman (DISCLAIMERS: Skip note to parents; change “the first Christmas morn” to “Jesus’ first morn”; change “Easter” to “Sunday”)
  - *The Secret Journey*, Arch books, Virginia Mueller (DISCLAIMERS: Note embellishments; change “Christmas” to “blessed” on page two)
  - *Baby Jesus Visits the Temple*, Arch books, Alice Earnheart Maas

## FINGERPLAYS:

### “JESUS GROWS UP”

Jesus was a little baby (*rock arms*)  
Just like me (*point to self*).  
First He was so very small (*squat down*)  
Then He grew to be so tall (*stand on tiptoe*)  
Very small, oh so tall (*squat, then stand on tiptoe*)  
Just like me (*point to self*)

## SONGS:

### “AWAY IN A MANGER” ([Click to Hear](#))

Author: James Ramsey Murry

Away in a manger, no crib for a bed,  
The little Lord Jesus laid down His sweet head.  
The stars in the bright sky looked down where He laid,  
The little Lord Jesus asleep on the hay.  
The cattle are lowing, the poor baby wakes,  
But little, Lord Jesus no crying did make.  
Away in a manger, no crib for a bed,  
The little, Lord Jesus laid down His sweet head.

### “MY SAVIOR HAS A FIRST NAME” ([Click to Hear](#))

Author: Unknown\*

(Tune: Oscar Mayer Bologna song)

My Savior has a first name;  
It's J-E-S-U-S.  
My Savior has a second name;  
It's C-H-R-I-S...T!  
Oh, I love Him more and more each day,  
And if you ask me why I'll say,  
'Cause Jesus makes a specialty,  
Of L-O-V-I-N-G me!

### “MARY HAD A BABY” (*sing holding baby dolls*) ([Click to Hear](#))

Author: Unknown\*

(Tune: “Did You Ever See a Lassie?”)

Mary had a baby, a baby, a baby,  
Mary had a baby, a long time ago.  
They called His name Jesus,



They called His name Jesus.  
Mary had a baby a long time ago.  
Joseph helped Mary, helped Mary, helped Mary,  
Joseph helped Mary, a long time ago.

**“I AM SPECIAL” ([Click to Hear](#))**

(Tune: “Frere Jacques”)

I am special, I am special.  
Can’t you see? Can’t you see?  
Someone very special,  
Someone very special,  
God made me!  
God made me!

**“THE BOOKS OF THE NEW TESTAMENT”**

Author: Jeff Miller

(Tune: See “[Kids Prep](#)” CD)

Mathew, Mark, Luke, and John—these are the Gospels.  
Acts of the apostles, Paul’s letters to the disciples:

Romans, First and Second Corinthians, Galatians, and Ephesians,  
Philippians, Colossians, First and Second Thessalonians;  
First and Second Timothy,  
Titus and Philemon.

Also, Hebrews, James, First and Second Peter,  
First, and Second and Third John,  
Jude, and Revelation.

\*Author Unknown: Please contact us through the feedback button for this lesson if you are aware of any copyright information for this song.

\*\*\* IF YOU HAVE SUGGESTIONS PERTAINING TO THIS LESSON, PLEASE CLICK THE  
“SUGGESTION” BUTTON BESIDE THE BUTTON FOR THIS LESSON ON THE  
CURRICULUM WEB SITE.






# Jesus' Birth:

Announcement to Mary; Birth in Bethlehem; Escape to Egypt

Matthew 1:18-25



New Testament 1  
Part 1: Early Life of Christ

## WEDNESDAY EVENING

New Testament 1 [Class Attendance Sheet](#) provided in activity sheets (NOTE: The document is interactive, allowing the teacher to type in the Class, Teacher, and the children's names.)

### SCRIPTURE REFERENCES:

Matthew 2

### MEMORY WORK:

“And she will bring forth a Son, and you shall call His name Jesus, for He will save His people from their sins” (Matthew 1:21).

### SONGS AND FINGERPLAYS (SEE END OF SUNDAY'S LESSON FOR WORDS):

A [song book](#) and [audio recordings](#) of many of the curriculum songs are available on the curriculum Web site.

- [“Jesus Grows Up”](#)
- [“Mary Had a Baby”](#)
- [“Away in a Manger”](#)
- [“I Am Special”](#)
- [“My Savior has A First Name”](#)
- [“The Books of the New Testament”](#)

### LESSON VISUALS AND TEACHING AIDS (NOTE ANY DISCLAIMERS):

- See [AP's Pinterest page](#) for ideas on bulletin boards, visuals, crafts, etc. [DISCLAIMER: Pins may sometimes need to be adjusted to be scriptural.]
- [Jesus' Birth & Sermon](#) Bible fact cards (provided under “N.T. 1 Bible Facts” on curriculum Web site)
- Apologetics Press' [Bible Timeline](#)
- “Summary of the Bible” from “[Kids Prep](#)” CD by Jeff Miller
- “Matthew Chapter Summary” from “[Kids Prep](#)” CD by Jeff Miller
- Betty Lukens' felt pieces
- [“Map of New Testament World”](#) (provided in map section of curriculum Web site)
- [“Map of Palestine”](#) (provided in map section of curriculum Web site)
- Select images from [freebibleimages.org](#) (Prophecies About the Birth of Jesus; Birth of John the Baptist; Mary Visits Elizabeth; Escape to Egypt sets) [DISCLAIMER: some representations may be biblically inaccurate]
- Treasure chest or gift boxes decorated with “jewels” from craft store. Samples of, or pictures of, frankincense and myrrh. Pictures of gold or play gold coins.
- Other visuals used for Sunday morning lesson.



## PERSONAL APPLICATION:

I can't give gifts to Jesus like the wise men did, but I can show my love for Him by obeying His Word (and, by application, obeying my parents). I can also give to God through contribution on Sunday's and through helping others. **OR** God will take care of me and protect me, as He took care of Baby Jesus.

## INTRODUCTION:

Review Sunday's lesson (see [N.T. 1 Review Questions](#) for example questions).

[N.T. 1 Bible Facts Flashcards](#) (provided under "N.T. 1 Bible Facts" on curriculum Web site)

## POINTS TO EMPHASIZE:

1. Several months passed (probably a year or more), and more special visitors came to see Jesus. "Wise men" or "**magi**" from far away (the Far East or "eastern lands;" possibly Persia) came to the house where Jesus, Mary, and Joseph were living. The wise men had made the long journey to Jerusalem, following a bright star, to find and then worship "He who has been born King of the Jews." They looked for Him everywhere but could not find Him.



### NOTE:

**Magi:** possibly astrologers; The same Greek word is also translated as "sorcerers" or "magicians" in the New Testament (Acts 13:6-11; 8:9-13). See also Daniel 4:9; 5:11.

2. Herod found out about the wise men's search and was worried. Was there someone waiting to take his place as ruler of the Jews? He sent for teachers of the Law who would know where the prophets said the Savior would be born. The Old Testament prophet Micah (5:2) said that the Savior would be born in Bethlehem. So Herod sent for the wise men and told them to go to Bethlehem to find the Child and then return to him with His exact location, under the pretense that he wanted to also go and worship Jesus.

**Historical Note:** This **Herod** (one of four in the N.T.) was **Herod the Great**, who controlled Judea from 37 B.C. until 4 B.C. under the auspices of the Roman government. He was ruthless, deceptive, and bloodthirsty. To try to placate the Jews, he rebuilt the Temple in Jerusalem.

3. The wise men continued to follow the bright star until they found Jesus. They worshipped Him and gave Him expensive gifts: gold, **frankincense**, and **myrrh**.

**Frankincense:** a dry perfume or incense made from the sap of the Boswellia tree; burned with sacrifices during worship services; also used as a medicine.

**Myrrh:** an incense made from the gum or resin of a tree found in Arabia; used as perfume, for anointing, to prepare bodies for burial, and to deaden pain.





### TEACHING ALERTS:

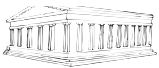
- Note that the wise men were not present at the birth of Christ. Shepherds came (Luke 2:15-16), but the wise men came later, apparently at some point before Jesus was two years old (Matthew 2:1-16).
- Note that, although many portray three men as being present at the gift giving, we do not actually know how many wise men were present. We know the gifts that were given and that there was more than one man, but nothing more.

4. The wise men were warned by God in a dream not to go back and give Herod any information about Jesus. So, they returned to their homeland. Herod was very angry when he found out that the wise men had gone home without reporting back to him. He was so afraid a baby had been born that would some day grow up to take his place (become “King of the Jews”) that he ordered his soldiers to kill every Jewish boy two years old and younger. But God protected Baby Jesus by warning Joseph in a dream to take Him and Mary far away, into Egypt. They stayed in Egypt until Herod died. Then they returned to their hometown, Nazareth of Galilee.
5. I can’t give gifts to Jesus like the wise men did, but I can give Him my time, talents, obedience, willingness to serve others, contribution, etc. I can also help others (Matthew 25:31-46). The wise men probably traveled for several months, following that special star, just to show their love for Jesus. They were not lazy. They didn’t give up when they got tired or when they had problems on their journey. There are things I can do for God, too, and I should never give up.

**With Older Children** discuss the different things Jesus is called before and after His birth and how they apply to us.



**RECOMMENDED READING FOR TEACHERS:** See the article “[Responding to the Skeptic’s Attack Against Nazareth](#)” and the video “[Finding Nazareth](#)” by Kyle Butt on the Apologetics Press Web site for a response to the allegation that Nazareth was a made up town. See “[When Did Jesus Go to Egypt?](#)” by Eric Lyons on the Apologetics Press Web site for a response to an alleged biblical discrepancy involving Matthew’s and Luke’s narrative of the events surrounding Christ’s birth.



**Christmas:** Historically the Catholic church and many Protestant churches have celebrated “Christmas” annually on December 25th as Jesus’ birthday. However, no one knows for sure what day, month, or even year Jesus was born. It was not celebrated by the early Church, but rather, was implemented after some three centuries.

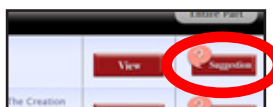
The Bible emphasizes the importance of having permission or authority for those things that we do in life, especially in worship (e.g., Colossians 3:17). The Bible does not instruct Christians to celebrate the birth of Christ as a religious holiday, and puts no more special emphasis on that day than many other days in the life of Christ. In order to not go “beyond what is written” (1 Corinthians 4:6), the Lord’s Church does not celebrate the birth of Christ as a religious holiday. Instead, the Church commemorates the death, burial, and resurrection of Christ on every Sunday—taking the Lord’s supper—as the Bible commands.

6. *Immanuel* = God with us (Matthew 1:23); Jesus was God in the flesh; He was/is God but came to Earth to live among men to help us better understand God and how He wants us to live. His life on Earth was also reassuring to those who believed in Him. God cared about them individually, just as He cares about us. God is with us all the time (Hebrews 13:5).
7. *Christ* (Hebrew: *Messiah*) = the Anointed One; the One chosen by God to deliver/save all people from their sins. Before Jesus, other men were anointed/chosen (like Saul, David, Samuel, John the Baptizer, other prophets, etc.) as messengers to tell people what God expected them to do. Jesus was the final messenger. He was not just another good man; He was God’s Son (As Peter identified Jesus, “You are the Christ, the Son of the living God”—Matthew 16:16).
8. *Jesus* = Savior; “Jesus” is the Greek form of the Hebrew name, “Joshua.” The salvation that Jesus brought was not merely a salvation from physical suffering or bad people, but a spiritual salvation from sins (Matthew 1:21).

**PRE-CLASS ACTIVITIES/LEARNING CENTERS (TO BE USED AS CHILDREN ARE ARRIVING—BEFORE CLASS, AND UP TO THE FIRST FIVE MINUTES OF CLASS; OR AS HOMEWORK):**

See Sunday morning’s lesson

**\*\*\* IF YOU HAVE SUGGESTIONS PERTAINING TO THIS LESSON, PLEASE CLICK THE “SUGGESTION” BUTTON BESIDE THE BUTTON FOR THIS LESSON ON THE CURRICULUM WEB SITE.**





# Jesus' Family and Family Tree

Matthew 1:1-17



New Testament 1  
Part 1: Early Life of Christ

## SUNDAY MORNING

New Testament 1 [Class Attendance Sheet](#) provided in activity sheets (NOTE: The document is interactive, allowing the teacher to type in the Class, Teacher, and the children's names.)

### SCRIPTURE REFERENCES:

Matthew 1:1-17; 13:53-58; Mark 6:3; Luke 3:23-38; 4:22; John 6:42; 2 Timothy 2:8

### MEMORY WORK:

“A good name is to be chosen rather than great riches” (Proverbs 22:1a).

### SONGS AND FINGERPLAYS (SEE END OF LESSON FOR WORDS):

A [song book](#) and [audio recordings](#) of many of the curriculum songs are available on the curriculum Web site.

- [“Do You Obey?”](#)
- [“Away in a Manger”](#)
- [“Jesus Was a Child Like You”](#)
- [“Oh, Be Careful, Little Eyes, What You See”](#)
- [“A Happy Family”](#)
- [“My Savior has A First Name”](#)
- [“The Wise Man Built His House Upon the Rock”](#)
- [“God Gave Me My Family”](#)
- [“The Books of the New Testament”](#)

### LESSON VISUALS AND TEACHING AIDS (NOTE ANY DISCLAIMERS):

- See [AP's Pinterest page](#) for ideas on bulletin boards, visuals, crafts, etc. [DISCLAIMER: Pins may sometimes need to be adjusted to be scriptural.]
- [Jesus' Birth & Sermon](#) Bible fact cards (provided under “N.T. 1 Bible Facts” on curriculum Web site)
- Apologetics Press' [Bible Timeline](#)
- “Summary of the Bible” from [“Kids Prep”](#) CD by Jeff Miller
- “Matthew Chapter Summary” from [“Kids Prep”](#) CD by Jeff Miller
- Betty Lukens' felt pieces of a Bible times family and a modern-day family
- Mirror
- Newspaper clippings about robberies, etc.
- Boyhood and Early Ministry A Beka picture set (DISCLAIMER: use the cards, *not the lesson book*)



## PERSONAL APPLICATION:

My family is important to me and to God. I want to choose right actions and right words so that others will think only good things about my family and me when they hear my name.

## LESSON STARTS HERE

### INTRODUCTION: (YOUNGER CHILDREN)

Jesus was the Son of God, but He came to this Earth from heaven as the son of Mary. When Mary and Joseph married, Joseph treated Jesus like his own son. Mary and Joseph loved Jesus very much, as they did their other children.


### INTRODUCTION: (OLDER CHILDREN)

[Review the sons of Jacob; see “The Sons of Jacob” from Jeff Miller’s [Kids Prep](#) CD for a song] Does anyone remember from a previous lesson this quarter which of the sons of Jacob did Jesus descend from? (Judah)

Jesus was the Son of God, but He came to this Earth from heaven as the son of Mary. When Mary and Joseph married, Joseph treated Jesus like his own son. Mary and Joseph loved Jesus very much, as they did their other children. We know Jesus had four (half) brothers (James, Judas/Jude, Joseph, and Simon). He also had some (half) sisters, but the Bible does not tell us their names (Matthew 13:53-58).

### POINTS TO EMPHASIZE:

1. Jesus grew up in the small town of Nazareth (in Galilee), learning from Joseph to be a carpenter (Mark 6:3). Jesus grew up just like you and just like every other child since Cain and Abel: playing games, learning to read, etc. Since there were so many children in the household, and since most people of that time were poor, Jesus probably grew up in a poor family. But it surely was a happy home where the children were loved.



**NOTE:** The Bible does not tell us of any miracles that Jesus performed until He began His public ministry. Rather, we are told that He performed His first miracle at the wedding in Cana (John 2:1-11). So, Jesus was a “normal” child in every way. He was so “normal,” in fact, that His brothers did not believe He was the Messiah. They only came to believe in His deity after His resurrection. Some or all of them were with the apostles on the Day of Pentecost (Acts 1:14). His brother James was an elder in the Jerusalem church and wrote the book that bears his name. Jesus’ brother Jude (Judas) wrote the shortest book in the New Testament.

2. Mary and Joseph knew that their family, like all others, was important to God. They knew how important it was to teach the children in their home to love God and His Word. They taught them to share, to be responsible, to do their part, and to help and support one another. They taught their children to obey God’s Word and to make good choices. Even Jesus had to make choices about doing right and wrong. Everything He did and said as a child was a reflection on His earthly family. When He began to teach people away from Nazareth, everything He did and said as a grown-up was a reflection on His family and on His heavenly Father.

3. When you look in a mirror, whose face do you see? You see yours, of course. And who do you look like? You look like your parents and grandparents. The mirror gives back a picture of your face. What you do and what you say reflects (gives back) a “picture” of the kind of person you are. Your behavior also reflects on your family. Your bad choices will cause other people to think bad things about your parents or other people in your family. [Use newspaper clippings or magazine articles about crimes committed. Remind children that the people who did those terrible things have families who will be hurt or shamed by their bad actions.]
4. When you hear the names of Cain or Judas or Jezebel, what do you think of? Their names remind us of very wicked people. When you hear “David” or “Noah” or “Paul,” what do you think of? We remember those people for their godly lives. What do you think about when you hear the name \_\_\_\_\_ [some celebrity, sports figure]? Those people make terrible mistakes sometimes. Your name is very important. When other people hear your last name, they think about your parents and your grandparents, and the kind of people they are/were. When they hear your name, what do they think about? Your actions will determine what people think of you and your family when they hear your name. Practice memorizing Proverbs 22:1.

**PRE-CLASS ACTIVITIES/LEARNING CENTERS (TO BE USED AS CHILDREN ARE ARRIVING—BEFORE CLASS, AND UP TO THE FIRST FIVE MINUTES OF CLASS; OR AS HOMEWORK):**

- Click here for complete [Activity Book](#) and [Answer Key](#).

**Ages 2-5:**

- [“Jesus’ Family Tree Coloring Sheet”](#) (provided in activity sheets)
- Help each child make a magnetized name plate using 4x6 pieces of craft foam or construction paper. Have each child write his/her name (or help them do it). Write the memory verse on the top or bottom of the foam piece. Help children add a strip of adhesive magnetic tape to the back, and then glue “jewels” on the front corners.
- [“Do You Obey?”](#) Game (See end of lesson for song and directions)
- Look up the names of the children who normally attend Bible class and print out the meaning of their names. Discuss with the class what each child’s name means. Also discuss how in Bible times, names were chosen for their meaning.

**1st-2nd Graders:**

- Purchase a small mirror and “jeweled” pieces for each child at a craft store. Let children glue “jewels” on the mirror, and write today’s memory verse on the mirror with a Sharpie or paint pen. Or purchase wooden picture frames that can be decorated by the kids, with their pictures in the frame.
- Look up the names of the children who normally attend Bible class and print out the meaning of their names. Discuss with the class what each child’s name means. Also discuss how in Bible times, names were chosen for their meaning.
- [“Jesus’ Family & Family Tree”](#) word search (provided in activity sheets)
- Have children research the meaning of their name and bring it to class Wednesday night for discussion with the class.
- [“Jesus’ Family Tree Chronological Activity”](#) (provided in activity sheets)
- After the lesson, have students name actions that help them have a good name. Have them tell actions that make them have a bad name.

### 3rd-4th Graders:

- Have the children read Luke chapters 1-2.
- “[Jesus’ Family & Family Tree](#)” word search (provided in activity sheets)
- “[Jesus’ Family Tree Chronological Activity](#)” (provided in activity sheets)
- Have the children read the following:
  - *Discovery* article: “When Was Jesus Born?” ([December, 2005](#))
- Pair up students and let them use a Bible concordance to find references to the following names of Jesus: Lamb of God, Son of Man, King of the Jews, Rabbi, Messiah (“[Names of Jesus](#)” matching activity worksheet provided in activity sheets)
- Pair up students and let them look up the following “I Am” passages to find out what Jesus called Himself: John 6:48; 8:12; 10:7,11; 13:13; 14:6; 15:5. Have students write the names on construction paper and put them on the wall/bulletin board surrounding the words, “I Am.”
- After the lesson, have students name actions that help them have a good name. Have them tell actions that make them have a bad name.

### SONGS:

#### “DO YOU OBEY?” ([Click to Hear](#))

Author: Unknown\*

Game Song and Directions (Tune: “London Bridge”)

What do your parents say to do,  
say to do, say to do?  
What do your parents say to do?  
Do you obey?

What do your parents do for you,  
do for you, do for you?  
What do your parents do for you  
to take care of you?

[Sing this song as you play “London Bridge.” When you capture a child in the “bridge,” the child will tell you one way he/she obeys his/her parents, or one way his/her parents take care of them.]

#### “AWAY IN A MANGER” ([Click to Hear](#))

Author: James Ramsey Murry

Away in a manger, no crib for a bed,  
The little Lord Jesus laid down His sweet head.

The stars in the bright sky looked down where He laid,  
The little Lord Jesus asleep on the hay.

The cattle are lowing, the poor baby wakes,  
But little, Lord Jesus no crying did make.

Away in a manger, no crib for a bed,  
The little, Lord Jesus laid down His sweet head.

**“JESUS WAS A CHILD LIKE YOU” ([Click to Hear](#))**

Author: Unknown\*

(Tune: “Mary had a Little Lamb”)

Jesus was a child like you, child like you, child like you.  
Jesus was a child like you. He once was just like you.

Jesus liked to run and play, run and play, run and play.  
Jesus liked to run and play; Run and play like you.

Jesus prayed to God on high, God on high, God on high.  
Jesus prayed to God on high, He prayed to God like you.

Jesus went to sleep at night, sleep at night, sleep at night.  
Jesus went to sleep at night, He went to sleep like you.

**“OH, BE CAREFUL, LITTLE EYES, WHAT YOU SEE” ([Click to Hear](#))**

Author: Unknown\*

Oh, be careful little eyes what you see.

(REPEAT)

For the Father up above,  
Is looking down in love.

So, be careful little eyes what you see.

Oh, be careful little feet where you go....

Oh, be careful little ears what you hear....

Oh, be careful little mouth what you say....

Oh, be careful little hands what you do....

**“A HAPPY FAMILY” ([Click to Hear](#))**

Author: Unknown\*

My daddy, my mommy, and me, we're a happy family.  
We work and play together,  
My daddy, my mommy, and me.

My daddy, my mommy, and me, we're a happy family.  
We read our Bibles together,  
My daddy, my mommy, and me.

My daddy, my mommy, and me, we're a happy family.  
We pray and sing together,  
My daddy, my mommy, and me.

**“MY SAVIOR HAS A FIRST NAME” ([Click to Hear](#))**

Author: Unknown\*

(Tune: Oscar Mayer Bologna song)

My Savior has a first name;  
It's J-E-S-U-S.  
My Savior has a second name;  
It's C-H-R-I-S...T!  
Oh, I love Him more and more each day,  
And if you ask me why I'll say,  
'Cause Jesus makes a specialty,  
Of L-O-V-I-N-G me!

**“THE WISE MAN BUILT HIS HOUSE UPON THE ROCK” ([Click to Hear](#))**

Author: Ann Omley

The wise man built his house upon the rock. (Repeat 2 times)

And the rains came tumbling down.

Oh! The rains came down and the floods came up.

The rains came down and the floods came up. (Repeat)

And the wise man's house stood firm.

But! The foolish man built his house upon the sand.

The foolish man built his house upon the sand. (Repeat)

And the rains came tumbling down.

Oh! The rains came down and the floods came up.

The rains came down and the floods came up. (Repeat)

And the foolish man's house went “splat!”

So! Build your house on the Word of Jesus Christ.

Build your house on the Word of Jesus Christ. (Repeat)

And the blessings will come down.

Oh! The blessings come down as the prayers go up.

The blessings come down as the prayers go up. (Repeat)

So build your house on the Word of Jesus Christ.

**“GOD GAVE ME MY FAMILY” ([Click to Hear](#))**

Author: Unknown\*

(Tune: “O, Why Do You Wait, Dear Brother?”)

O, how I love my dear daddy!  
I know God gave him to me.  
And God wants me to obey him,  
And I know that He loves me!

(CHORUS)

O, how I love my dear mother!  
I know God gave her to me.



And God wants me to obey her,  
And I know that she loves me!

(CHORUS)

O, how I love my dear brother [or sister]  
I know God him [her] to me.  
And I want to always watch over him [her],  
For I know that he [she] loves me.

CHORUS:

I love, I love, I love my family, don't you?  
I love, I love, I love my family, don't you?

### “THE BOOKS OF THE NEW TESTAMENT”

Author: Jeff Miller

(Tune: See “[Kids Prep](#)” CD)

Mathew, Mark, Luke, and John—these are the Gospels.  
Acts of the apostles, Paul’s letters to the disciples:

Romans, First and Second Corinthians, Galatians, and Ephesians,  
Philippians, Colossians, First and Second Thessalonians;  
First and Second Timothy,  
Titus and Philemon.

Also, Hebrews, James, First and Second Peter,  
First, and Second and Third John,  
Jude, and Revelation.

\*Author Unknown: Please contact us through the feedback button for this lesson if you are aware of any copyright information for this song.

\*\*\* IF YOU HAVE SUGGESTIONS PERTAINING TO THIS LESSON, PLEASE CLICK THE  
“SUGGESTION” BUTTON BESIDE THE BUTTON FOR THIS LESSON ON THE  
CURRICULUM WEB SITE.





# Jesus' Family and Family Tree

Matthew 1:1-17



New Testament 1  
Part 1: Early Life of Christ

## WEDNESDAY EVENING

New Testament 1 [Class Attendance Sheet](#) provided in activity sheets (NOTE: The document is interactive, allowing the teacher to type in the Class, Teacher, and the children's names.)

### SCRIPTURE REFERENCES:

Matthew 1:1-17

### MEMORY WORK:

“A good name is to be chosen rather than great riches” (Proverbs 22:1a).

### SONGS AND FINGERPLAYS (SEE END OF SUNDAY'S LESSON FOR WORDS):

A [song book](#) and [audio recordings](#) of many of the curriculum songs are available on the curriculum Web site.

- [“Do You Obey?”](#)
- [“Away in a Manger”](#)
- [“Jesus Was a Child Like You”](#)
- [“Oh, Be Careful, Little Eyes, What You See”](#)
- [“A Happy Family”](#)
- [“My Savior has A First Name”](#)
- [“The Wise Man Built His House Upon the Rock”](#)
- [“God Gave Me My Family”](#)
- [“The Books of the New Testament”](#)

### LESSON VISUALS AND TEACHING AIDS (NOTE ANY DISCLAIMERS):

- See [AP's Pinterest page](#) for ideas on bulletin boards, visuals, crafts, etc. [DISCLAIMER: Pins may sometimes need to be adjusted to be scriptural.]
- [Jesus' Birth & Sermon](#) Bible fact cards (provided under “N.T. 1 Bible Facts” on curriculum Web site)
- Apologetics Press' [Bible Timeline](#)
- “Summary of the Bible” from [“Kids Prep”](#) CD by Jeff Miller
- “Matthew Chapter Summary” from [“Kids Prep”](#) CD by Jeff Miller
- Betty Lukens' felt pieces
- “Who Is Jesus?” box. Decorate a medium-sized box (such as a #10 envelope box), and fill it with objects that relate to some of the names of Jesus, such as a crown, a rock, an artificial rose, a picture of a shepherd or a shepherd's staff, a small stuffed lamb, an artificial loaf of bread, a battery-operated lamp or flashlight.
- See Sunday morning's lesson.



## PERSONAL APPLICATION:

My family is important to me and to God. I want to choose right actions and right words so that others will think only good things about me and my family when they hear my name.


## INTRODUCTION:

Review Sunday's lesson (see [N.T. 1 Review Questions](#) for example questions). Remind them that Jesus was a special little boy with a special name

[N.T. 1 Bible Facts Flashcards](#) (provided under "N.T. 1 Bible Facts" on curriculum Web site)

## POINTS TO EMPHASIZE:

1. The angel that appeared to Joseph told him that Mary's baby was to be named "Jesus" because He would "save His people from their sins" (Matthew 1:22b). Jesus means "savior." Jesus is also called Christ, which means "anointed one."
2. Tell them that many people in the Bible had names that had special meanings. Using a book of baby names, talk with the children about the meanings of their names. Remind them that they are very special to God and very special to their parents; their parents chose their names very carefully.



**NOTE:** It was important to the Jews to know their family histories—to know who their ancestors or relatives were. They took a great deal of pride in trying to trace their family trees back to one of the 12 sons of Jacob (the 12 tribes of Israel). When Matthew and Luke wrote their Gospel accounts, they each included a family tree for Jesus, to prove to the Jews that Jesus was the Savior that God had promised hundreds of years before. Matthew gives the family tree for Jesus' earthly father, Joseph (i.e., His father as far as the Law was concerned). Luke gives the family tree for Jesus' mother, Mary.

3. Have a "family tree" drawn on construction paper and help them fill in at least their parents' and grandparents' names. [Teachers, be aware that some adopted children are sensitive to who "belongs" in their family tree.]

## OLDER CHILDREN:

1. Remind the children that Jesus was given special names before He was born: Jesus (Matthew 1:22b), which means "Savior," and Immanuel (Matthew 1:23) which means "God with us." In Hebrew, Jesus was "Yeshua"—the same as "Joshua" in the Old Testament.
2. Even though our family names are important, we must remember the most important name we can wear is Christian. When we become a Christian we become part of God's family. To truly wear that name, we must do what the Bible tells us. Our actions determine how well we wear that name.
3. Jesus is identified by many names/titles in the New Testament, including:
  - The Great Shepherd
  - The Great Physician
  - The Bread of Life
  - The King of Kings

- King of the Jews
- The Lord
- The Lamb of God
- Master
- The Messiah
- Prince of Peace
- Rabbi
- The Rock
- The Savior,
- Son of God
- Son of Man
- Son of David
- The Truth
- The Word
- The Light of the World



**RECOMMENDED READING FOR TEACHERS:** See the articles “[The Historical Christ—Fact or Fiction?](#)” by Kyle Butt, “[Did Matthew Miscalculate in His Genealogy of Christ?](#)” by Eric Lyons, and “[The Genealogies of Matthew and Luke](#)” by Dave Miller on the Apologetics Press Web site for responses to allegations about the Bible that are related to the genealogies of Matthew and Luke.

**PRE-CLASS ACTIVITIES/LEARNING CENTERS (TO BE USED AS CHILDREN ARE ARRIVING—BEFORE CLASS, AND UP TO THE FIRST FIVE MINUTES OF CLASS; OR AS HOMEWORK):**

- Alphabet Word Cards—Use alphabet cards to let the children spell out “I am the bread of life” or other words/phrases describing Jesus.
- “[Names of Jesus](#)” (provided in activity sheets)
- Using “The Names of Jesus Worksheet” (provided in activity sheets), make a game for at least two teams of students. Give each team index cards—half with names of Jesus and half with the Scriptures where those names can be found. Set a kitchen timer for 5 minutes and let the children race to see which team can match the Scriptures with the names quicker.

\*\*\* IF YOU HAVE SUGGESTIONS PERTAINING TO THIS LESSON, PLEASE CLICK THE “SUGGESTION” BUTTON BESIDE THE BUTTON FOR THIS LESSON ON THE CURRICULUM WEB SITE.







# Jesus' Boyhood:

## Visit to the Temple in Jerusalem; Schooling; Learning a Trade

Luke 2:39-52



New Testament 1  
Part 1: Early Life of Christ

## SUNDAY MORNING

New Testament 1 [Class Attendance Sheet](#) provided in activity sheets (NOTE: The document is interactive, allowing the teacher to type in the Class, Teacher, and the children's names.)

### SCRIPTURE REFERENCES:

Luke 2:39-52

### MEMORY WORK:

“And Jesus increased in wisdom and stature, and in favor with God and men” (Luke 2:52).

### SONGS AND FINGERPLAYS (SEE END OF LESSON FOR WORDS):

A [song book](#) and [audio recordings](#) of many of the curriculum songs are available on the curriculum Web site.

- “[Jesus Grew and Grew](#)”
- “[The Boy Jesus](#)”
- “[Young Jesus](#)”
- “[Read Your Bible and Pray Everyday](#)”

### LESSON VISUALS AND TEACHING AIDS (NOTE ANY DISCLAIMERS):

- See [AP's Pinterest page](#) for ideas on bulletin boards, visuals, crafts, etc. [DISCLAIMER: Pins may sometimes need to be adjusted to be scriptural.]
- [Jesus' Birth & Sermon](#) Bible fact cards (provided under “N.T. 1 Bible Facts” on curriculum Web site)
- Apologetics Press' [Bible Timeline](#)
- “Summary of the Bible” from “[Kids Prep](#)” CD by Jeff Miller
- “Matthew Chapter Summary” from “[Kids Prep](#)” CD by Jeff Miller
- Betty Lukens' felt pieces
- Ministry of Jesus flannel graph
- Pictures or model of the Temple
- Pictures or model of Bible-times house, Bible-times objects
- Boyhood and Early Ministry A Beka picture set (DISCLAIMER: use the cards, *not the lesson book*)
- “[Map of Palestine](#)” (map provided in map section of curriculum Web site)
- “[Map of New Testament World](#)” (map provided in map section of curriculum Web site)
- Picture of first Passover, i.e., final plague (death of firstborn)
- Illustrate the four ways that Jesus grew with magazine pictures or clipart. (1) In



**wisdom: be careful what you say; don't complain; read your Bible every day. (2) In stature: be careful what you eat; get plenty of rest; play or exercise (don't sit in front of the TV all the time). (3) In favor with God: pray every day; try every day to obey God. (4) In favor with men: make a new friend; be kind to others; say kind words; use good manners.**

### PERSONAL APPLICATION:

With God's help, I can grow in the same ways that Jesus did.

## LESSON STARTS HERE

### INTRODUCTION: (YOUNGER CHILDREN)

Jesus was the Son of God, but He came to this Earth from Heaven and was born as the Son of Mary and Joseph. Jesus started telling others about God even when He was a boy.

### INTRODUCTION: (OLDER CHILDREN)

Jesus was the Son of God, but He came to this Earth from Heaven and was born as the Son of Mary and Joseph. When Mary and Joseph married, Joseph treated Jesus like his own Son. Mary and Joseph loved Jesus very much, as they did their other children. Jesus knew, even as a child, what His purpose on Earth was. He began at an early age teaching others about God.

### POINTS TO EMPHASIZE:

1. Mary and Joseph taught their children to love God and His law. Part of the Old Testament law was to observe several important feasts during the year. One of those was Passover. When Jesus was 12 years old, He went with Mary and Joseph and many other people to Jerusalem for Passover. After the seven days of the feast, Mary and Joseph started their return journey to Nazareth, thinking that Jesus was somewhere in the crowd of people traveling with them. But Jesus had stayed behind, in the Temple. At the end of the first day of traveling, Mary and Joseph realized Jesus was not with the group. So they returned to Jerusalem to find Him.



**NOTE:** The Passover Feast was observed each year to remember the tenth plague in Egypt, when God passed over the children of Israel's houses and killed the firstborn in the Egyptians' houses. It was after this plague that Pharaoh allowed the children of Israel to leave Egypt (see Exodus 12).

2. Imagine how worried they must have been in that big, crowded city, trying to find a 12-year-old boy. After frantically searching for Jesus for three days, they finally found Him in the Temple, talking with and listening to the teachers of the Law (**rabbis**). Everyone there was astounded at the wisdom and insight Jesus had about God's Word. But Mary and Joseph were more surprised and concerned that Jesus had stayed in the city—without their knowledge or permission. His worried mother asked, "Son, why have You done this to us? Look, your father and I have been looking for You. We've been worried sick!"



**Rabbi:** Means “teacher” or “great one.” In New Testament times, rabbis were often leaders of the synagogues and often made sure that Jewish laws were observed.

3. Jesus’ reply surprised Mary and Joseph very much. “Why did you seek Me? Didn’t you know that I must be about My Father’s business?” He wasn’t being disrespectful. Jesus was talking about doing great things for His Heavenly Father, but they were so accustomed to Him being such a “normal” boy that they didn’t understand what He meant.
4. They started back to Nazareth together, and Mary “kept all these things in her heart.” She had many things to remember and think about as Jesus grew up. He grew in wisdom: He learned and understood many things, and He learned how to use what He learned. He grew in stature: His body grew physically just like all children do. He grew in favor with God: He obeyed God and followed His Law perfectly. He grew in favor with men: Jesus learned to work with people, to talk to them and make them feel special. He had a good reputation. He also obeyed His parents (Luke 12:51), as the Scriptures taught Him (Exodus 20:12; Deuteronomy 21:18-20).
5. Jesus knew He had an important job to do: to tell as many people as He could about God and to die for all men on the cross so that all men can be saved and go to Heaven. We want our bodies to grow and get stronger like His did, but we also want to grow in wisdom and in favor with God and men, as Jesus did. We have many things that we can do for God, too. Discuss things we can do to grow in all the ways Jesus did.



**RECOMMENDED READING FOR TEACHERS:** See the article “**Obviously Not the Bible**” by Kyle Butt on the Apologetics Press Web site for a discussion about other books that speak of Jesus’ childhood that are alleged by some to belong in Scripture.

**PRE-CLASS ACTIVITIES/LEARNING CENTERS (TO BE USED AS CHILDREN ARE ARRIVING—BEFORE CLASS, AND UP TO THE FIRST FIVE MINUTES OF CLASS; OR AS HOMEWORK):**

- Click here for complete [Activity Book](#) and [Answer Key](#).

**Ages 2-5:**

- “[Jesus’ Boyhood Coloring Sheet](#)” (provided in activity sheets)
- “[Jesus’ Boyhood Maze](#)” (provided in activity sheets)
- “[Jesus Grew Activity](#)” (provided in activity sheets)
- Bible Bowling: Put decorated toilet paper rolls in a row on the floor. Put a question about this lesson and/or previous lessons inside each roll. Let each child roll a tennis ball (or other soft ball) to knock over one roll at a time. If he can answer the question correctly, he gets the number of points on the outside of the roll.
- Magnetic Word Scramble: Choose key words and names from the lesson. Using magnetic letters, scramble those words on a magnetic board and see if children can figure out what the words are. (For preschoolers, show them what the word should look like when finished.)
- Attach bulletin board paper to the wall. Measure how tall each child is.
- Cut one piece of bulletin board paper per child (a double layer may be needed if marker bleeds through). Have students lie on their piece and trace around each child. Cut out and let each child add hair, eyes, mouth, etc. Take home at the end of class. (If you have a large class, you may want to get a volunteer to help you.)

### 1st-2nd Graders:

- “[Jesus’ Boyhood](#)” crossword puzzle (provided in activity sheets)
- Bible Bowling: Follow directions above.
- Memory Verse practice: Cut out strips of construction paper and write one word from the memory verse on each piece. Mix the papers up and have the students take turns putting them in the correct order. **Or** give each student a piece of paper and have the class line themselves up in order of the memory verse.
- Magnetic Word Scramble: Choose key words and names from the lesson. Using magnetic letters scramble those words on a magnetic board and see if children can figure out what the words are. Then have them tell what the word had to do with the lesson.

### 3rd-4th Graders:

- If they have yet to do so, have the children read Matthew 1-2 and Luke 1-2.
- “[Jesus’ Boyhood](#)” crossword puzzle (provided in activity sheets)
- Memory Verse practice: Cut out strips of construction paper and write one word from the memory verse on each piece. Mix the papers up and have the students take turns putting them in the correct order. **Or** give each student a piece of paper and have the class line themselves up in order of the memory verse.
- Have kids look up words from this lesson (such as Passover, rabbi, wisdom) in a concordance and/or Bible dictionary.
- Have the children read the following:
  - *Discovery* article (NOTE: [Advanced Bible Reader](#) quizzes exist for many issues of *Discovery* magazine): “Carpentry in the Bible” ([February, 2014](#))
  - *Young Jesus in the Temple*, Arch books, Alyce Bergey (DISCLAIMER: note embellishments)
  - *Where Is Jesus?*, Arch books, Jonathan Schkade
  - *Jesus and the Family Trip*, Arch books, Sarah Fletcher (DISCLAIMER: skip note to parents)

### FINGERPLAYS:

#### “JESUS GREW AND GREW”

Jesus grew and grew and grew, (squat, then “grow” a little with each word)  
Just like me, just like you. (point to yourself, then to each child)  
And as He grew and grew and grew, (squat, then “grow” a little with each word)  
He loved God just like you! (hug yourself, then point Heavenward, then to each child)

### SONGS:

#### “YOUNG JESUS” ([Click to Hear](#))

Author: Unknown\*

(Tune : “Jesus Loves Me”)

#### VERSE 1:

Jesus lived in Nazareth. (pronounce as Na-zer-uth)  
Mary and Joseph loved Him much.

When He was 12 they took a trip,  
And to the temple in Jerusalem went.

CHORUS:

Oh, how exciting! Oh, how exciting!  
Oh, how exciting, to go to Jerusalem!

VERSE 2:

When the Feast was done they started home,  
Where Jesus was they did not know.  
Mary thought He was with them,  
But He'd stayed in Jerusalem.

2<sup>nd</sup> CHORUS:

“Oh, where is Jesus? Oh, where is Jesus? Oh, where is Jesus?”  
Asked Mary of her friends.

VERSE 3:

He was in the temple where,  
He talked and learned from teachers there.  
Mary said, “We were so anxious!”  
“But I must be about my Father’s business.”

3<sup>rd</sup> CHORUS:

Jesus obeyed her. Jesus obeyed her.  
Jesus obeyed her, as God would have Him do.

**“THE BOY JESUS” ([Click to Hear](#))**

Author: Lora Laycook

(Tune : “Jesus Keep Me Near the Cross”)

Jesus went to Jerusalem. There He talked with rabbis.  
Mary and Joseph looked and looked, but they could not find Him.

CHORUS:

Oh, they looked! Oh, they looked!  
On the third day they found Him,  
Sitting in the Temple there, with the rabbis around Him.

**“READ YOUR BIBLE AND PRAY EVERYDAY” ([Click to Hear](#))**

Author: Unknown\*

If you read your Bible and pray everyday, you'll grow, grow, grow. (REPEAT)

Grow, grow, grow, grow,  
Grow, grow, grow.

If you read your Bible and pray everyday, you'll grow, grow, grow.  
(Make hand movements as if reading, praying, and like a child growing.)

If you neglect your Bible and forget to pray, you'll shrink, shrink, shrink.  
(Make hand movements as if closing Bible, head gesture saying "No," and like a child shrinking.)  
(REPEAT)

Shrink, shrink, shrink, shrink,  
Shrink, shrink, shrink.

If you neglect your Bible and forget to pray, you'll shrink, shrink, shrink.  
(Make hand movements as if closing Bible, head gesture saying "No," and like a child shrinking.)

So read your Bible and pray everyday, and you'll grow, grow, grow.  
(Make hand movements as if reading, praying, and like a child growing.) (REPEAT)

Grow, grow, grow, grow,  
Grow, grow, grow.

So read your Bible and pray everyday, and you'll grow, grow, grow.  
(Make hand movements as if reading, praying, and like a child growing.)

\*Author Unknown: Please contact us through the feedback button for this lesson if you are aware of any copyright information for this song.

\*\*\* IF YOU HAVE SUGGESTIONS PERTAINING TO THIS LESSON, PLEASE CLICK THE  
"SUGGESTION" BUTTON BESIDE THE BUTTON FOR THIS LESSON ON THE  
CURRICULUM WEB SITE.





# Jesus' Boyhood:

## Visit to the Temple in Jerusalem; Schooling; Learning a Trade

### Luke 2:39-52



New Testament 1  
Part 1: Early Life of Christ

## WEDNESDAY EVENING

New Testament 1 [Class Attendance Sheet](#) provided in activity sheets (NOTE: The document is interactive, allowing the teacher to type in the Class, Teacher, and the children's names.)

### SCRIPTURE REFERENCES:

Luke 2:39-52

### MEMORY WORK:

“And Jesus increased in wisdom and stature, and in favor with God and men” (Luke 2:52).

### SONGS AND FINGERPLAYS (SEE END OF SUNDAY'S LESSON FOR WORDS):

A [song book](#) and [audio recordings](#) of many of the curriculum songs are available on the curriculum Web site.

- [“Jesus Grew and Grew”](#)
- [“The Boy Jesus”](#)
- [“Young Jesus”](#)
- [“Read Your Bible and Pray Everyday”](#)

### LESSON VISUALS AND TEACHING AIDS (NOTE ANY DISCLAIMERS):

- See [AP's Pinterest page](#) for ideas on bulletin boards, visuals, crafts, etc. [DISCLAIMER: Pins may sometimes need to be adjusted to be scriptural.]
- [Jesus' Birth & Sermon](#) Bible fact cards (provided under “N.T. 1 Bible Facts” on curriculum Web site)
- Apologetics Press' [Bible Timeline](#)
- “Summary of the Bible” from “[Kids Prep](#)” CD by Jeff Miller
- “Matthew Chapter Summary” from “[Kids Prep](#)” CD by Jeff Miller
- Betty Lukens' felt pieces
- Ministry of Jesus flannel graph
- Boyhood and Early Ministry A Beka picture set (DISCLAIMER: use the cards, *not the lesson book*)
- [“Map of Palestine”](#) (map provided in map section of curriculum Web site)
- [“Map of New Testament World”](#) (map provided in map section of curriculum Web site)
- Teachers wear tunics to class and bring tunics or other Bible-times clothes for students to see/try on.
- Bring foods that Jesus might have eaten for the students to try (dates, pomegranates,



**figs, olives, grapes, bread, almonds, walnuts, apricots, honey, barley bread, etc.). Be aware of any allergies the children might have.**

- **Pictures of houses, cities, farms, etc. from that period in Israel’s history.**

### PERSONAL APPLICATION:

With God’s help, I can grow in the same ways that Jesus did.

### INTRODUCTION:

Review Sunday’s lesson (see [N.T. 1 Review Questions](#) for example questions). Remind them that Jesus was a special little boy with a special name

[N.T. 1 Bible Facts Flashcards](#) (provided under “N.T. 1 Bible Facts” on curriculum Web site)

### POINTS TO EMPHASIZE:

Spend most of the class period talking about how children’s lives today are different from the days that Jesus grew up: what He wore, what foods He would have eaten, the kind of house He probably lived in, the kind of school that Jesus and His brothers went to, the kinds of games He might have played. Re-emphasize the fact that Jesus grew up just like other children of His time and children of today.

1. **Clothing:** Men’s and women’s clothing was very much the same.
  - Tunic—Was as short as knee-length or as long as ankle-length. Tunics made of rough goat’s or camel’s hair were worn by poor people. The rich could afford tunics made of softer linen or wool that was dyed (colored).
  - Girdle—A belt (usually made of cloth) used to hold the tunic closer to the body. A fold in the girdle was used as a place to keep money, instead of carrying a wallet as we do today. When one needed to move around more freely (to run or to work, for example), he could pull up his tunic and wrap it around his “loin” area, tucking it into the girdle. This was called “girding up your loins.”
  - Cloaks—A blanket-type covering or a long coat worn over the tunic. Poor people especially needed their cloaks to wrap around them at night during cooler weather.
2. **Foods:** raisins, dates, olives, figs, honey, olive oil, barley bread, grapes, fish, flat bread, onions, fish.
3. **House:** Jesus’ house was probably a one-room house made of mud bricks. Many people had to keep their animals inside the house with them at night to keep them from being stolen. The houses usually only had one window and one door. Since the houses could get stuffy and hot, especially if cooking was being done inside, the flat roof was an especially nice place to go for fresh air.
4. **Games:** Jesus might have played marbles using small stones. He might have played stick ball with a stick and wooden ball. He also might have played games that we play today, like chase, hide-and-seek, or He could have gone swimming in the river.

PRE-CLASS ACTIVITIES/LEARNING CENTERS (TO BE USED AS CHILDREN ARE ARRIVING—**BEFORE** CLASS, AND UP TO THE FIRST FIVE MINUTES OF CLASS; OR AS HOMEWORK):

See Sunday’s lesson

**\*\*\* IF YOU HAVE SUGGESTIONS PERTAINING TO THIS LESSON, PLEASE CLICK THE “SUGGESTION” BUTTON BESIDE THE BUTTON FOR THIS LESSON ON THE CURRICULUM WEB SITE.**





# John the Baptizer: Birth to Early Ministry

Luke 1:5-25,57-80



New Testament 1  
Part 1: Early Life of Christ

## SUNDAY MORNING

New Testament 1 [Class Attendance Sheet](#) provided in activity sheets (NOTE: The document is interactive, allowing the teacher to type in the Class, Teacher, and the children's names.)

### SCRIPTURE REFERENCES:

Luke 1:5-25,57-80; Luke 3:1-20; Mark 1:1-8; Matthew 3:1-12; Acts 19:1-5; Isaiah 40:3-5

### MEMORY WORK:

YOUNGER CHILDREN: "Now John also was baptizing in Aenon near Salim, because there was much water there..." (John 3:23a).

OLDER CHILDREN: "Now John also was baptizing in Aenon near Salim, because there was much water there. And they came and were baptized" (John 3:23).

### SONGS AND FINGERPLAYS (SEE END OF LESSON FOR WORDS):

A [song book](#) and [audio recordings](#) of many of the curriculum songs are available on the curriculum Web site.

- "[John the Baptizer](#)"
- "[Plan of Salvation](#)"
- "[John 3:23a](#)"

### LESSON VISUALS AND TEACHING AIDS (NOTE ANY DISCLAIMERS):

- See [AP's Pinterest page](#) for ideas on bulletin boards, visuals, crafts, etc. [DISCLAIMER: Pins may sometimes need to be adjusted to be scriptural.]
- [Jesus' Birth & Sermon](#) Bible fact cards (provided under "N.T. 1 Bible Facts" on curriculum Web site)
- Apologetics Press' [Bible Timeline](#)
- "Summary of the Bible" from "[Kids Prep](#)" CD by Jeff Miller
- "Matthew Chapter Summary" from "[Kids Prep](#)" CD by Jeff Miller
- Betty Lukens' felt pieces
- A suitcase (or a box that looks like one) with clothes cut-outs inside (shirt, socks, pants, etc.). Label the clothes cut-outs with things we should be prepared to do, such as invite friends to church, bake cookies for the sick, send cards to the sick and elderly, help mom around the house, etc. Could also add: hear, believe, repent, confess, be baptized, live faithfully. (For preschoolers, use pictures on clothes cut-outs instead of words.)



- **Have incense for children to smell. This can be perfume, spices, or incense sticks to burn.**

## PERSONAL APPLICATION:

God wants me to be ready to do good things for others and to be ready to teach others. He wants me to be prepared!

## LESSON STARTS HERE

### TEACHING ALERTS:



- Note that calling John a “Baptist” can leave the impression that John was a member of the modern “Baptist” denomination. John was a man known for baptizing (or immersing)—thus, he was John the baptizer (or John the immerser) which are better translations than the John the Baptist (see Hugo McCord’s *McCord’s New Testament Translation of the Everlasting Gospel*, Matthew 3:1).

## INTRODUCTION: (YOUNGER CHILDREN)

A priest named Zacharias (or Zechariah) and his wife Elizabeth were an older couple who had faithfully served God all their lives. But they were sad because they had no children. They prayed many years for a son.

## INTRODUCTION: (OLDER CHILDREN)

Jesus spent His growing up years preparing for what God sent Him to Earth to do. There was a man who was sent to prepare the people for what Jesus was going to teach them. A priest named Zacharias and his wife Elizabeth were an older couple who had faithfully served God all their lives. But they were sad because they had no children. They prayed many years for a son.

## POINTS TO EMPHASIZE:

1. As a priest, Zacharias was expected to serve at the Temple in Jerusalem (possibly twice a year, one week at a time). A priest was allowed to offer **incense** in the Temple only once in his life, and Luke chapter one tells us about Zacharias’ opportunity to do that. He must have been very excited and nervous to be in charge of this important part of the Temple worship.
2. The incense had to be carried into the Holy Place twice a day (“the hour of incense”—Luke 1:10), at 9:00 in the morning and 3:30 in the afternoon, by one priest. When Zacharias took the incense into the Holy Place, an angel appeared and spoke to him. The angel Gabriel told him that Elizabeth and he would have a son, even though they were old. The angel also told Zacharias that their son would be a special teacher who would help people prepare themselves for the coming **Messiah**. The angel said the baby boy’s name would be John, which means “Jehovah has been gracious.” [Note prophecies in Malachi 3:1, 4:5-6.]

**Incense:** Something made of perfumes or spices that smells sweet when burned. Frankincense is a type of incense.

**Messiah:** The anointed One—specially chosen by God. The term is used to refer to Jesus. It is the Hebrew word for “Christ,” which is Greek.





3. Zacharias was afraid and asked for proof (a sign). “How can this be since my wife and I are old?” Because he questioned this message from God and showed a lack of faith, the angel told Zacharias that he would not be able to say another word until after his son was born. Meanwhile many people were outside waiting for him and couldn’t understand why he was inside so long. They were all very surprised when he came out unable to speak.
4. Zacharias and Elizabeth returned to their home in the hill country of Judea and waited for their son to be born as the angel promised. On the day John was born, their neighbors and friends gathered to celebrate with them. When he was 8 days old (according to the Old Law, the time of circumcision), they were all eager to see what name had been chosen for the baby. They assumed he would be named after his father. But Zacharias used a tablet (possibly wood covered with wax) to write them a note saying, “His name is John.” At that very moment, Zacharias was able to talk again.
5. His first words were a long praise to God and a prophecy about the great teacher his son John would become. Neighbors and friends were amazed and wondered, “What kind of child will this be?” Zacharias and Elizabeth were prepared to be godly parents. They were ready and willing to follow God’s instructions about raising their son.



**NOTE:** After reporting this event, Luke records that Mary visited Elizabeth while both Jesus and John were in their wombs. When Mary entered the house of Zacharias and Elizabeth, John leaped in Elizabeth’s womb. Elizabeth was then filled with the Holy Spirit, and exclaimed to Mary, “Blessed are you among women, and blessed is the fruit of your womb!” (Luke 1:42). Elizabeth was a “relative” of Mary, although we do not know how close they were in kinship (Luke 1:36).

6. John “continued to grow, and to become strong in spirit.” When he was grown, he lived in deserted areas away from towns and people. He wore a leather belt and very rough clothes made of camel’s hair. He ate honey and locusts. He looked different, he lived differently, and he preached differently than other men the people had heard.
7. John started preaching to the Jews near the Jordan River when he was about 30 years old, as the angel had said he would (Luke 1:16-17), telling them to **repent** of their sins and be **baptized**. John was prepared to do anything that God expected of him, and he wanted the Jews to be prepared to do what God expected of them when the Messiah (Jesus) came.



**Repent:** To change your mind, or the way you think about the things God says are wrong and choose not to do those things anymore. Repentance is turning around your life and going in another direction.

**Baptism:** To be completely immersed or put under water.

8. The Bible teaches the importance of being prepared to teach and defend the truth (1 Peter 3:15; 2 Timothy 4:2; Ezra 7:10). We should always be ready to do what God asks us to do, whether it is helping others or obeying certain commands, like how to become a Christian or how to worship.



**RECOMMENDED READING FOR TEACHERS:** See the article “[Did John the Baptizer Know Jesus or Not?](#)” by Eric Lyons on the Apologetics Press Web site for a response to an alleged discrepancy in the Bible regarding John the Baptizer.



## NOTE:

### John's baptism:

1. was for the remission of sins committed under the Old Law. Promoted change in thinking (i.e., repentance—Acts 19:4), and, therefore, a change in lifestyle. Those baptized confessed their sins (Matthew 3:6).
2. prepared believers to obey the coming Messiah (Acts 19:4).
3. was not to become a Christian, since it preceded the baptism of the Christian era.

See Matthew 3:1-11; Mark 1:4-5; Luke 3:1-7,16; John 1:25-33; Acts 13:24; 18:26-19:7

John was called “the Baptist” or “the Baptizer” because of what he did, just like Joseph the carpenter or Simon the tanner. He did not start a church of his own, nor should we be part of a religious group identified by his name.

**“Filled with the Spirit”:** both Zacharias and John were said to be “filled with the Spirit,” i.e., to be guided by (or controlled by) the Spirit to do and say things that God wanted done and said.

## PRE-CLASS ACTIVITIES/LEARNING CENTERS (TO BE USED AS CHILDREN ARE ARRIVING—**BEFORE** CLASS, AND UP TO THE FIRST FIVE MINUTES OF CLASS; OR AS HOMEWORK):

- Click here for complete [Activity Book](#) and [Answer Key](#).

### Ages 2-5

- “[John the Baptizer Coloring Sheet](#)” (provided in activity sheets)
- “[Matching Game](#)” (provided in activity sheets)
- At least a day before class, cut cardboard pieces (12”x12” or 10”x12”) for every child in your class. Cover one side of each piece with melted wax. At class time, give each child a Popsicle stick or short skewer (as is age appropriate). Show them how to write on the “tablet” as Zacharias did.
- Have rough cloth or faux fur, with leather “belt” for kids to touch. Have “locusts” (pretzels) or something crunchy for kids to dip in honey.

### 1st-2nd Grade

- “[John the Baptizer Word Search](#)” (provided in activity sheets)
- “[John the Baptizer Fill in the Blank](#)” (provided in activity sheets)
- Play Tic-Tac-Toe ([Questions](#), [Instructions](#), and [Board](#) provided in activity sheets)

### 3rd-4th Grade

- “[John the Baptizer Word Search](#)” (provided in activity sheets)
- Play Tic-Tac-Toe ([Questions](#), [Instructions](#), and [Board](#) provided in activity sheets)
- Have the children read Luke 3, Mark 1, and Matthew 3.
- Have the children read the following:
  - *Discovery* articles (NOTE: [Advanced Bible Reader](#) quizzes exist for many issues of *Discovery* magazine): “Why did Jesus refer to John the Baptizer as Elijah?” ([February, 2006](#)); “John the Prophet—Preparing the Way for Jesus” ([December, 2019](#))

- *John the Baptist*, Arch books, Ronald Klug (DISCLAIMER: The Bible does not say John slept in an underground cave)

## SONGS

### “JOHN 3:23A”

Author: Jeff Miller

(Tune: See “[Hidden In My Heart II](#)” CD)

### “JOHN THE BAPTIZER” ([Click to Hear](#))

Author: Unknown\*

(Tune : “Oh, Where, Oh, Where Has My Little Dog Gone?”)

Oh, where, oh, where is John the Baptizer?  
 Oh, where, oh, where can he be?  
 In the wilderness beyond the Jordan, saying “A Savior follows me.”

Oh, what, oh, what did John preach?  
 Oh, what, oh, what did he say?  
 “Repent and then be baptized, the kingdom of heaven is near.”

### “PLAN OF SALVATION” ([Click to Hear](#))

Author: Unknown\*

(Tune: “Here We Go ‘Round the Mulberry Bush”)

Hear, believe, repent, confess,  
 Be baptized in the water.  
 Rise up again to walk with Christ,  
 And live like you ought too.

(Sing song twice)

\*Author Unknown: Please contact us through the feedback button for this lesson if you are aware of any copyright information for this song.

\*\*\* IF YOU HAVE SUGGESTIONS PERTAINING TO THIS LESSON, PLEASE CLICK THE “SUGGESTION” BUTTON BESIDE THE BUTTON FOR THIS LESSON ON THE CURRICULUM WEB SITE.





# John the Baptizer: Birth to Early Ministry

Matthew 14:1-13



New Testament 1  
Part 1: Early Life of Christ

## WEDNESDAY EVENING

New Testament 1 [Class Attendance Sheet](#) provided in activity sheets (NOTE: The document is interactive, allowing the teacher to type in the Class, Teacher, and the children's names.)

### SCRIPTURE REFERENCES:

Matthew 14:1-13; Mark 6:14-29; Luke 3:19-20

### MEMORY WORK:

YOUNGER CHILDREN: "Now John also was baptizing in Aenon near Salim, because there was much water there..." (John 3:23a).

OLDER CHILDREN: "Now John also was baptizing in Aenon near Salim, because there was much water there. And they came and were baptized" (John 3:23).

### SONGS AND FINGERPLAYS (SEE END OF SUNDAY'S LESSON FOR WORDS):

A [song book](#) and [audio recordings](#) of many of the curriculum songs are available on the curriculum Web site.

- "[John the Baptizer](#)"
- "[John 3:23a](#)"
- "[Plan of Salvation](#)"

### LESSON VISUALS AND TEACHING AIDS:

- See Sunday morning's lesson.

### PERSONAL APPLICATION:

God wants me to be ready to do good things for others and to be ready to teach others. He wants me to be prepared!

### INTRODUCTION:


Review Sunday's lesson (see [N.T. 1 Review Questions](#) for example questions).

[N.T. 1 Bible Facts Flashcards](#) (provided under "N.T. 1 Bible Facts" on curriculum Web site)



## POINTS TO EMPHASIZE:

1. John was a powerful preacher who knew others needed to know what God wanted them to do. He was not afraid to tell others when they were doing wrong—not even the leaders of the Jews and Herod.



**HISTORICAL NOTES:** This Herod Antipas was a son of Herod the Great. He was in power at the time of Jesus' birth and throughout His ministry (4 B.C. to A.D. 39). Herod Antipas' first wife was the daughter of the King of Arabia. He angered his Jewish supporters by marrying Herodias. The granddaughter of Herod the Great, Herodias, was first married to another of Herod the Great's sons, Philip (not the Tetrarch; mentioned only in Matthew 14:3 and Mark 6:17). Salome later married Philip the Tetrarch or governor (Luke 3:1)—her uncle (brother of Herod Antipas).

2. Herod (Antipas) was married to a woman whom he had no scriptural right to marry (Leviticus 20:21; Matthew 19:9; Mark 10:11-12). He divorced his wife to marry his sister-in-law (his half-brother's wife), Herodias. Herod did not like to be told he was doing wrong; after all, he was the ruler of Palestine. Herodias did not like to be told she was doing wrong either. So, to make John stop preaching publicly, Herod put him in prison.
3. One night at his birthday party, Herodias' daughter, Salome, danced for the huge crowd of people there. Herod and his guests enjoyed her dancing so much that he foolishly promised her anything she wanted. There was undoubtedly a lot of drinking at the party; even Herod probably wouldn't have made such a promise if he had been thinking clearly. Salome asked, at her mother's suggestion, for John's head to be cut off and brought to her on a platter (large plate). (Teachers of younger children may want to say that she wanted John killed.)
4. Though shocked by her request, Herod gave her what she asked for. He didn't want to take back his promise in front of so many guests. Mark 6:26 even says he "was sorry." Herod had wanted to kill John earlier (Matthew 14:6), but after hearing him teach, he was afraid to harm John. On the other hand, Herodias had been waiting for "an opportune day" (Mark 6:21, NKJV) when she could take advantage of her husband's weak character.
5. The men who had followed John (his disciples) came and took his body from the prison and buried it. When Jesus heard what had happened, He was very sad and went to a quiet place to think and pray. His good friend/relative was dead because he had dared to preach the Truth.
6. John spent his life telling others to be prepared. He was prepared to do whatever God wanted him to do, and he was prepared to die for what was right. Herod didn't care about doing what was right; he just didn't want to be embarrassed in front of his guests. We may never have to face death because we follow God's Word, but we will have people make fun of us or try to make our lives harder (e.g., through ridicule or peer pressure). We must be prepared to do what we know is right, no matter what.
7. What would you need to go on a picnic or camping trip? What do you need to be prepared for the first day of school? Being prepared makes the trip/experience much more enjoyable. It's good to feel like "I'm ready." Bible study and prayer help us to be prepared for times when the Devil tries to get us to make wrong choices.



**PRE-CLASS ACTIVITIES/LEARNING CENTERS (TO BE USED AS CHILDREN ARE ARRIVING—BEFORE CLASS, AND UP TO THE FIRST FIVE MINUTES OF CLASS; OR AS HOMEWORK):**

- See Sunday morning’s lesson.
- Bible Verse Scramble: Cut strips of construction paper. Using the memory verse, write one word on each strip and mix them up. Have students put them in the correct order to make the verse.
- Give different scenarios of when we need to be prepared, and have students tell you how to be prepared (e.g., If someone wants you to lie: tell them “I cannot do that. Lying is wrong.”).

**\*\*\* IF YOU HAVE SUGGESTIONS PERTAINING TO THIS LESSON, PLEASE CLICK THE “SUGGESTION” BUTTON BESIDE THE BUTTON FOR THIS LESSON ON THE CURRICULUM WEB SITE.**





# Jesus' Baptism

## and Temptations

Matthew 3:13-4:10



New Testament 1  
Part 1: Early Life of Christ

## SUNDAY MORNING

New Testament 1 [Class Attendance Sheet](#) provided in activity sheets (NOTE: The document is interactive, allowing the teacher to type in the Class, Teacher, and the children's names.)

### SCRIPTURE REFERENCES:

Matthew 3:13-17; 4:1-10; Mark 1:9-13; Luke 3:21-22; 4:1-13; John 1:29-34; Hebrews 2:14-18

### MEMORY WORK:

“Your word I have hidden in my heart, that I might not sin against You” (Psalm 119:11).

### SONGS AND FINGERPLAYS (SEE END OF LESSON FOR WORDS):

A [song book](#) and [audio recordings](#) of many of the curriculum songs are available on the curriculum Web site.

- [“Psalm 119:11”](#)
- [“Oh, Be Careful, Little Eyes, What You See”](#)
- [“Choices”](#)

### LESSON VISUALS AND TEACHING AIDS (NOTE ANY DISCLAIMERS):

- See [AP's Pinterest page](#) for ideas on bulletin boards, visuals, crafts, etc. [DISCLAIMER: Pins may sometimes need to be adjusted to be scriptural.]
- [Jesus' Birth & Sermon](#) Bible fact cards (provided under “N.T. 1 Bible Facts” on curriculum Web site)
- Apologetics Press' [Bible Timeline](#)
- “Summary of the Bible” from “[Kids Prep](#)” CD by Jeff Miller
- “Matthew Chapter Summary” from “[Kids Prep](#)” CD by Jeff Miller
- Betty Lukens' felt pieces; seaside background
- Ministry of Jesus flannel graph
- Boyhood and Early Ministry of Jesus picture set from A Beka (DISCLAIMER: use the cards, *not the lesson book*; note on card CB 3.5, angels were male humans without wings when they appeared to humans in the Bible)
- Our Friend Jesus bulletin board set

### PERSONAL APPLICATION:

The devil tried to get Jesus to do wrong, just as he tries to get me to make bad choices. If I learn and remember God's Word, it will help me to resist the devil, just as Jesus did.



## LESSON STARTS HERE

### INTRODUCTION: (YOUNGER CHILDREN)

Even though Jesus is the Son of God, He still had to decide if He was going to do what's right. He gave us a great example of how to depend on God to help us make good choices.

(Pre-school teachers may want to divide the lesson into two parts. For example, teach points 1-4 on Sunday morning and points 5-9 on Wednesday night.)

### INTRODUCTION: (OLDER CHILDREN)

Even though Jesus is the Son of God He still faced temptations, just like we do. He gave us a great example of what to do when we face those temptations. We should learn from His example how God helps us fight off the devil.

### POINTS TO EMPHASIZE:

1. John the Baptizer was the last prophet (special messenger) of God to tell the Jews that the Messiah was coming. He was not a proud man who wanted lots of attention for himself. He was a poor preacher whose life was completely devoted to God. Crowds of people came out into the deserted areas near the Jordan River to hear him preach. Some chose to be baptized to show that they wanted to change and live for God. Others did not like John's preaching; they did not believe he could be a real prophet of God (John 1:19-27).



**NOTE:** God had been silent, not having sent any prophets for about 400 years.

2. When Jesus was about 30 years old (Luke 3:23) and ready to begin His own work (ministry), He went out to the Jordan River to see John. He told John that He wanted to be baptized, but John didn't want to baptize Jesus. He knew Jesus was God's Son and had done nothing for which He needed to repent (2 Corinthians 5:21; Hebrews 4:15 and 7:26). John felt like he should be baptized by Jesus—not the other way around; he knew he was an ordinary man who had made mistakes. But Jesus insisted; it was important that He fulfill (complete) the prophecies that had been written about Him (John 8:29).
3. John went down into the water with Jesus and immersed Him. When Jesus came up out of the water, a dove immediately came to Jesus, and a voice from Heaven said, "This is My beloved Son, in whom I am well pleased." This was a sign particularly for John. He knew that Jesus was the Messiah for which the Jews had been waiting for hundreds of years. Others may have heard this voice from Heaven, but it was John who recognized his work was almost done and Someone greater had finally come.



**NOTE:** Old Testament priests washed themselves to prepare for worship. This cleansing reminded them of the great importance of approaching Almighty God with a clean heart. Before Jesus began His work (as our High Priest), He too chose to be washed (baptized), though not for any personal cleansing.

All three persons of the Godhead were identified at the baptism of Jesus: God the Father spoke from Heaven, God the Son was baptized, and the God the Holy Spirit in the form of a dove.

4. After Jesus' baptism, He was led by the Holy Spirit into the wilderness to be **tempted** by the devil (Satan). He was in this lonely, deserted place for 40 days and 40 nights with no food. He became very hungry and physically weak. Then the devil came and tried to get Him to do wrong (to sin). He wanted to convince Jesus to do wrong so that Jesus wouldn't be perfect and sinless. If Jesus had given in to the devil, He couldn't have been our Savior! Satan tempted or encouraged Jesus to make bad choices just as he does to us. Satan might lead us to think things like, "God wants you to be happy. So you should have or do anything you want."



**Tempt:** To try to get someone to do something God says is wrong. This basically involves lying to someone in order to persuade him not to see the bad consequences of his actions—in this life or the hereafter.

5. Jesus was hungry, so the devil first tried to get Him to satisfy His physical needs. "If you are the Son of God, command that these stones become bread." But Jesus knew it would be wrong to use His power to please the devil. It was more important to obey God than to have bread to eat, Jesus told him. Spiritual matters are more important than physical matters.
6. Then the devil took Jesus to the highest point of the Temple and told Him to throw Himself down and be rescued by angels—if He was really the Son of God. But Jesus told him it would be wrong to put God to the test like that. And besides, Jesus did not have to prove anything to Satan!
7. Then the Devil took Jesus to a high mountain and showed Him all the great kingdoms of the world, promising to make Jesus an earthly king if He would just worship the devil. But Jesus told him to go away, reminding him that we are to worship God and only God.
8. Satan tempted Jesus three different times, and each time, Jesus responded with a Scripture. He said, "It is written...."
9. Jesus remembered God's Word and used it to fight the devil. The devil also used Scripture, but he used it in wrong ways. We still have to watch out for people today who use the Bible in wrong ways. That means we must study God's Word at home and come to Bible class and worship service so that we will know when others are telling us things that are not right.
10. Satan left Jesus alone for a while, but Jesus had to face temptation every day just as we do. Like Jesus, we can tell the devil to leave us alone (resist him). When we resist the devil, he will run away from us for a time (James 4:7). Remembering God's Word will help us to resist the devil.



**RECOMMENDED READING FOR TEACHERS:** See the article "[Is Christianity Logical?](#)" by Dave Miller on the Apologetics Press Web site for a study on how Jesus, the Master Logician, defeated Satan using logic. See the articles "[In What Order Did Satan Tempt Jesus?](#)" and "[What Exactly Did God the Father Say at the Baptism of Jesus?](#)" by Eric Lyons for responses to alleged biblical discrepancies in the temptation narrative.

**PRE-CLASS ACTIVITIES/LEARNING CENTERS (TO BE USED AS CHILDREN ARE ARRIVING—BEFORE CLASS, AND UP TO THE FIRST FIVE MINUTES OF CLASS; OR AS HOMEWORK):**

- Click here for complete [Activity Book](#) and [Answer Key](#).

**Ages 2-5**

- “[Jesus’ Baptism Coloring Sheet](#)” (provided in activity sheets)
- Bring to class a small container filled with water and a doll that can get wet. Read John 3:23 and Mark 1:10 to the children using an ESV or ASV Bible, emphasizing that baptism requires a lot of water and that Jesus “came up out of the water” when He was baptized. Explain that the word “baptize” means “to immerse or dip.” Sprinkle the doll’s head, and ask the children if that is baptism. Pour water on the doll’s head and ask if that is baptism. Then immerse the doll, and explain that is what baptism is. When we are old enough, we can be baptized like Jesus was.
- Role play story, as appropriate

**1st-2nd Grade**

- Give the children Scriptures to look up that fit certain situations (lying, stealing, cheating on a test). Discuss the Scriptures and how they could help overcome those circumstances/temptations.
- “[What Would You Do?](#)” activity (provided in activity sheets)
- “[Jesus’ Baptism](#)” word search (provided in activity sheets)

**3rd-4th Grade**

- “[What Would You Do?](#)” activity (provided in activity sheets)
- “[Jesus’ Baptism](#)” word search (provided in activity sheets)
- Have the children read Matthew 4 and John 1, as well as any of the chapters that were previously assigned in this quarter that they have yet to read.
- Have the children read any of the following:
  - *Discovery* articles (NOTE: [Advanced Bible Reader](#) quizzes exist for many issues of *Discovery* magazine): [December, 2015](#)
  - *The Story of Jesus’ Baptism and Temptation* Arch Book (DISCLAIMER: change “Spirit” to “Kingdom” on the first page; also note on the last two pages, angels were male humans without wings when they appeared to humans in the Bible)

**SONGS:**

**“PSALM 119:11”**

Author: Jeff Miller

(Tune: See “[Hidden in My Heart](#)” CD)

**“OH, BE CAREFUL, LITTLE EYES, WHAT YOU SEE” ([Click to Hear](#))**

Author: Unknown\*

Oh, be careful little eyes what you see.

(REPEAT)

For the Father up above,

Is looking down in love.

So, be careful little eyes what you see.

Oh, be careful little feet where you go....

Oh, be careful little ears what you hear....

Oh, be careful little mouth what you say....

Oh, be careful little hands what you do....

**“CHOICES” ([Click to Hear](#))**

Author: Unknown\*

(Tune: “Yankee Doodle”)

Everyday and in every way,

We all make our choices.

We say, “Yes,” or we say, “No,” by using our own voices.

Help us Lord to do what’s right,

Everyday and every night.

Help us Lord to do what’s right; we want to make good choices.

\*Author Unknown: Please contact us through the feedback button for this lesson if you are aware of any copyright information for this song.

\*\*\* IF YOU HAVE SUGGESTIONS PERTAINING TO THIS LESSON, PLEASE CLICK THE “SUGGESTION” BUTTON BESIDE THE BUTTON FOR THIS LESSON ON THE CURRICULUM WEB SITE.







# Jesus' Baptism

## and Temptations

Matthew 3:13-4:10



New Testament 1  
Part 1: Early Life of Christ

## WEDNESDAY EVENING

New Testament 1 [Class Attendance Sheet](#) provided in activity sheets (NOTE: The document is interactive, allowing the teacher to type in the Class, Teacher, and the children's names.)

### SCRIPTURE REFERENCES:

Matthew 3:13-17; 4:1-10; Mark 1:9-13

### MEMORY WORK:

“Your word I have hidden in my heart, that I might not sin against You” (Psalm 119:11).

### SONGS AND FINGERPLAYS (SEE END OF SUNDAY'S LESSON FOR WORDS):

A [song book](#) and [audio recordings](#) of many of the curriculum songs are available on the curriculum Web site.

- [“Psalm 119:11”](#)
- [“Choices”](#)
- [“Oh, Be Careful, Little Eyes, What You See”](#)

### LESSON VISUALS AND TEACHING AIDS:

- See Sunday morning lesson
- Books, magazines, pictures, and *Discovery* articles, that have pictures of animals with camouflage and/or plants that look beautiful but are dangerous

### PERSONAL APPLICATION:

The devil tried to get Jesus to do wrong, just as he tries to get me to make bad choices. If I learn and remember God's Word, it will help me to resist the devil, just as Jesus did.

### INTRODUCTION:

Review Sunday's lesson (see [N.T. 1 Review Questions](#) for example questions).

[N.T. 1 Bible Facts Flashcards](#) (provided under “N.T. 1 Bible Facts” on curriculum Web site)



## POINTS TO EMPHASIZE:

Use various materials (books, magazine pictures, *Discovery* articles) to talk about animal camouflage. Also use pictures of plants and animals which look beautiful but are actually very dangerous. Discuss how danger is often disguised. We must be very careful, watchful, and always studying God's Word to help us know what is right and wrong.

## PRE-CLASS ACTIVITIES/LEARNING CENTERS (TO BE USED AS CHILDREN ARE ARRIVING—**BEFORE** CLASS, AND UP TO THE FIRST FIVE MINUTES OF CLASS; OR AS HOMEWORK):

- See Sunday morning lesson
- Role play "What Would You Do?" from Sunday morning.

\*\*\* IF YOU HAVE SUGGESTIONS PERTAINING TO THIS LESSON, PLEASE CLICK THE "SUGGESTION" BUTTON BESIDE THE BUTTON FOR THIS LESSON ON THE CURRICULUM WEB SITE.



# Jesus Chooses Twelve Apostles

Matthew 10:1-15



New Testament 1  
Part 1: Early Life of Christ

## SUNDAY MORNING

New Testament 1 [Class Attendance Sheet](#) provided in activity sheets (NOTE: The document is interactive, allowing the teacher to type in the Class, Teacher, and the children's names.)

### SCRIPTURE REFERENCES:

Matthew 10:1-15; Mark 3:13-19; Luke 6:12-16; Acts 1:13,26

### MEMORY WORK:

Names of the 12 apostles (see Matthew 10:2-4)

### SONGS AND FINGERPLAYS (SEE END OF LESSON FOR WORDS):

A [song book](#) and [audio recordings](#) of many of the curriculum songs are available on the curriculum Web site.

- [“The Apostles”](#)
- [“Jesus Chose His Twelve Apostles”](#)
- [“The Twelve Apostles”](#)
- [“I Can Be a Follower”](#)
- [“Four Fishermen”](#)

### LESSON VISUALS AND TEACHING AIDS (NOTE ANY DISCLAIMERS):

- See [AP's Pinterest page](#) for ideas on bulletin boards, visuals, crafts, etc. [DISCLAIMER: Pins may sometimes need to be adjusted to be scriptural.]
- [Jesus' Birth & Sermon](#) Bible fact cards (provided under “N.T. 1 Bible Facts” on curriculum Web site)
- Apologetics Press' [Bible Timeline](#)
- “Summary of the Bible” from [“Kids Prep”](#) CD by Jeff Miller
- “Matthew Chapter Summary” from [“Kids Prep”](#) CD by Jeff Miller
- Betty Lukens' felt pieces
- Ministry of Jesus flannel graph
- Boyhood and Early Ministry of Jesus picture set from A Beka (DISCLAIMER: use the cards, *not the lesson book*; note on card CB 3.5, angels were male humans without wings when they appeared to humans in the Bible)
- Toilet roll figures
- Large cut-out numbers to illustrate “12 Things to Remember about the Apostles” (see end of lesson)



## PERSONAL APPLICATION:

YOUNGER CHILDREN: Jesus chose 12 men to be special helpers and teachers. I can be a special helper for Jesus too.

OLDER CHILDREN: The 12 apostles were “ordinary” people who Jesus knew could do extraordinary things for Him. In many ways I am “ordinary,” but I can also do special things for Jesus.

## LESSON STARTS HERE

### INTRODUCTION: (YOUNGER CHILDREN)

Jesus spent His “growing up” years getting ready for what God wanted Him to do. After He was baptized and tempted by the devil, He was ready to begin His work. He chose 12 men who would be His helpers.

### INTRODUCTION: (OLDER CHILDREN)

Jesus came to Earth for a purpose, and He spent the first 30 or so years of His life preparing for what He was to do. After He was baptized and tempted by the devil He was ready to begin His ministry and to fulfill the reason He came to Earth. He chose 12 men to not only help Him, but to learn from Him and witness all He did, so they could teach others after He was gone.

### POINTS TO EMPHASIZE:

1. Great crowds of people followed Jesus wherever He went. Many wanted to be healed of diseases. Many wanted to see what miracles He would perform. Many wanted to hear what He had to say; some believed and some did not. Those who wanted to listen and learn were called disciples. Jesus knew that He would not be on Earth for much longer, so He needed men who would continue His work after He was gone.
2. One day, after spending many hours teaching and helping the multitudes who followed Him, He told His followers, “The harvest truly is plentiful, but the laborers are few. Therefore, pray the Lord of the harvest to send out laborers into His harvest” (Matthew 9:37). Then He went up on a nearby mountain and spent the entire night praying, most likely concerning those who would be the best **apostles**. Jesus knew that from many followers (**disciples**) He would need to choose a few good men who would be great preachers—and leaders of the Church later.

**Disciple:** Someone who wants to be a follower of a certain teacher. A disciple is one who wants to learn all he or she can from that special teacher.

**Apostle:** A man who was chosen by Jesus to be a special preacher, sharing the good news (the Gospel) about the Savior with others; literally “one sent forth.” All the apostles were at one time disciples of Jesus, but not all His disciples were apostles. There were originally 12 apostles, but later Paul (Romans 1:1; 1 Corinthians 15:8-9; Galatians 1:1) and Matthias (Acts 1:26) were also given that title of distinction. There are **no** apostles today since they already served the purpose Jesus intended for them.



3. Jesus called 12 of His followers up to the mountain where He had been praying and told them that they were the ones He had chosen to be special messengers. They would be able to heal the sick and do other miracles to prove that what they were preaching was from God.



**NOTE:** Jesus' selection of the 12 apostles might have occurred at least a year after He began His public ministry. He had previously called Peter, Andrew, James, and John to be disciples (Matthew 4:18-22; Mark 1:16-20; Luke 5:1-11), as well as Matthew (Matthew 9:9-13; Mark 2:13-14; Luke 5:27-32), Philip, and Nathanael (John 1:43-51).

4. These 12 men spent more time than anyone else with Jesus. Each day they listened and learned from Him. They were able to do great things in His name. They were eyewitnesses to His ministry, His death, and His resurrection. But they were not perfect men. They still had times when their faith was weak, when they were afraid, and times when they struggled to make good choices. Yet Jesus knew they all had great potential; He knew what they could do and what they could become. They were ordinary men with different personalities and occupations and backgrounds and abilities who later did extraordinary things for the Lord.
5. Since God made each of us, He knows better than anyone else what our talents are. He knows that as we grow older, we will be able to do different things, and He expects us to use our talents and opportunities. There may be times when we think that we just can't do something, but we must try. As a little boy or girl, we learned to tie our shoes, dress ourselves, etc. It was hard, but we learned. As we get older, there are other things that we can and must learn to do.
6. We must also remember that there are no "ordinary" people to God. We are all different, but He made each of us special—just like the apostles. Four of the apostles (Peter, Andrew, James, and John) were fishermen. One (Matthew) was a tax collector. One (Simon the Zealot) was probably part of what we would consider a terrorist group trying to overthrow the Roman government in Palestine. But they loved Jesus so much that they were willing to do things they never thought they could before.

#### **MORE ABOUT THE 12 APOSTLES:**

- Simon Peter (also called Cephas) and his brother Andrew were fishermen from Bethsaida. The first to confess Jesus (Matthew 16:18), Peter was also the first to deny Jesus. He was the first to preach the Gospel to both the Jews (Acts 2) and to the Gentiles (Acts 10). Andrew is mentioned only four times in the New Testament; three of those times, he is said to have brought someone to Christ (John 1:41, 6:4-9, 12:20-22). Andrew and Peter might have been a disciple of John the Baptist awaiting the coming Messiah.
- James and John, the sons of Zebedee were also fishermen. They were nicknamed "Boanerges" (Sons of Thunder). James was the first of the apostles to be a martyr for his faith (Acts 12:1-2).
- Philip was also from Bethsaida. He is not Philip the evangelist mentioned in Acts.
- Bartholomew (Nathanael): His name means "son of Tolmai."
- Matthew (called Levi in Mark and Luke's accounts) was a tax collector for the Roman government occupying Palestine. He wrote the Gospel account that bears his name. Luke's account mentions that Matthew left everything to be a follower of Jesus—a fact that Matthew himself conspicuously omits.
- Thomas was also called Didymus, which means "twin." He is most remembered for his insistence on evidence.
- James the son of Alphaeus was also called James the Less.
- Thaddeus was also called Judas, the son of James and "Judas, not Iscariot." He may have used the name Thaddeus to avoid the stigma of the name Judas.
- Simon the Zealot was also called Simon the Cananite. "Cananite" probably indicates that he was from Cana. "Cananite" is not a translation of the original Greek, but a transliteration of the Aramaic word meaning "zealous." Some scholars think "Zealot" may describe his character, while

others believe it describes his involvement with a Jewish terrorist group trying to oust the Romans from Palestine.

- Judas was surnamed Iscariot. Iscariot may indicate that he was from Kerioth (or Carioth). He is always listed last in the lists of the apostles and referred to as “the one who betrayed Jesus.” He committed suicide and was replaced by Matthias about whom nothing is known



**RECOMMENDED READING FOR TEACHERS:** See the articles “[Are There Modern-Day Apostles?](#)” by Dave Miller and “[The Calling of the Apostles](#)” by Eric Lyons on the Apologetics Press Web site for relevant apologetics information for this lesson.

beyond his name and the fact that he was a disciple of Jesus’ from the beginning (Acts 1).

## 12 THINGS TO REMEMBER ABOUT THE APOSTLES (Original Concept by Sara Richey)

(Illustrate with flannel graph figures on large cut-out numbers.)

1. **One** carried the money bag and betrayed Jesus [JUDAS]. **One** was chosen to take Judas’ place [MATTHIAS]. **One** was a tax collector [MATTHEW].
2. **Two** were mending their nets when Jesus called them to be disciples. [JAMES AND JOHN]. **Two** went to Jesus’ tomb when the women told the apostles He had risen from the dead (John 20:3-4). [PETER AND JOHN]
3. **Three** slept in the garden while Jesus prayed. [PETER, JAMES, AND JOHN] Peter denied Jesus **three** times.
4. **Four** had names starting with “J.” [JAMES, JOHN, JAMES THE SON OF ALPHAEUS, JUDAS ISCARIOT] Four were brothers. [PETER AND ANDREW; JAMES AND JOHN]
5. **Five** had five letters in their names. [PETER, JAMES, JUDAS, SIMON, JAMES]
6. **Six** had more than one name. [MATTHEW = Levi; PETER = Simon or Cephas; THADDEUS = Judas; BARTHOLOMEW = Nathanael; THOMAS = Didymus; JAMES, THE SON OF ALPHAEUS = James the Less] Also, **six** told Peter, “We will go fishing with you” after Jesus’ death (John 21:3). [THOMAS, NATHANAEL, JAMES, JOHN, and “two other disciples”]
7. **Seven** went fishing in two boats after Jesus’ death (John 21:2). [THOMAS, NATHANAEL, JAMES, JOHN, PETER, and “two other disciples”]
8. **Eight** waited outside the garden for Jesus while He was praying. [Judas had gone to betray Jesus; Peter, James, and John were inside the garden with Him.]
9. **Nine** waited outside the house of Jairus while Peter, James, and John went inside with Jesus.
10. **Ten** met Jesus in the upper room after His resurrection. [Judas was dead; Thomas was not in the room the first time Jesus appeared to the apostles.]
11. **Eleven** saw Jesus ascend into heaven.
12. **Twelve** ate the last supper with Jesus. **Twelve** stood before the crowd at Pentecost and preached the good news about Jesus.



**PRE-CLASS ACTIVITIES/LEARNING CENTERS (TO BE USED AS CHILDREN ARE ARRIVING—BEFORE CLASS, AND UP TO THE FIRST FIVE MINUTES OF CLASS; OR AS HOMEWORK):**

- Click here for complete [Activity Book](#) and [Answer Key](#).

**Ages 2-5:**

- “[Jesus Chooses Twelve Coloring Sheet](#)” (provided in activity sheets)
- Use the “[Puppets of the Twelve Apostles](#)” to make stick puppets glued on craft sticks (provided in activity sheets).
- “[Jesus Chooses Twelve Maze](#)” (provided in activity sheets)
- Use Alphabet Word Cards to spell out names of several apostles. Let children sound out the names phonetically.
- Leap Frog Bean Bag Toss: On small pieces of paper, write questions about different apostles and/or about previous lessons. Put them under “lily pads” that you have cut out and colored. After each child tosses a bean bag (preferably in the shape of a frog) onto a lily pad, he/she tries to answer the question (or instead of tossing the bags, use make a small catapult or “see-saw” so the kids can launch the bags onto the pads).
- Work on memorizing the names of the apostles.
- Play “Go Fish.” Have fish cut-outs (or die-cuts) and attach questions about the apostles. Attach a paper clip to the fish. Make a fishing rod out of a dowel rod and string. Attach a magnet on the end of the string so it will “catch” a fish. Let the children take turns fishing like the apostles.
- Have “Goldfish” as a snack.

**1st-2nd Graders:**

- “[Apostles Matching Game](#)” (provided in activity sheets)
- Work on memorizing the names of the apostles. Write the “12 Apostles” song on the board (or on a transparency), leaving out some of the names. Let kids fill in the blanks.
- Leap Frog Bean Bag Toss: On small pieces of paper, write questions about different apostles and/or about previous lessons. Put them under “lily pads” that you have cut out and colored. After each child tosses a bean bag (preferably in the shape of a frog) onto a lily pad, he/she tries to answer the question (or instead of tossing the bags, use make a small catapult or “see-saw” so the kids can launch the bags onto the pads).
- Play “Go Fish.” Have fish cut-outs (or die-cuts) and attach questions about the apostles. Attach a paper clip to the fish. Make a fishing rod out of a dowel rod and string. Attach a magnet on the end of the string so it will “catch” a fish. Let the children take turns fishing like the apostles.
- Have the children read *Jesus Shows God’s Love*, Mary Hassinger, Zonderkidz, The Beginner’s Bible (DISCLAIMERS: skip p. 3 with the “angels”; change “cousin” to “relative” on p. 6)

**3rd-4th Graders:**

- Advanced Bible Reader: Have the kids read Matthew 10, Mark 3, Luke 5-6 (and chapters 1-4, if they have yet to do so this quarter), and Acts 1. [This could be assigned Sunday, to be completed by Wednesday.] Print out copies of the Luke 1-5 quiz from AP’s [Advanced Bible Reader](#) (ABR) site. Have each of the children take the quiz. If you have not already, outside of class, make ABR accounts for each of the children and put their answers into the ABR quiz for each child. Show them their scores in the next Bible class, and explain what ABR is.
- Have the children read Matthew 10, Mark 3, Luke 5-6, and Acts 1.
- “[Apostles Matching Game](#)” (provided in activity sheets)

- Have students work in pairs/groups. Give each pair/group the names of the apostles and scriptures that give a characteristic about each. Have the students look up the scriptures to find the characteristic.
- Work on memorizing the names of the apostles. Write the “12 Apostles” song on the board (or on a transparency), leaving out some of the names. Let kids fill in the blanks.
- Have the children read the following:
  - *The Story of Jesus and His Disciples*, Alice in Bibleland Storybook, Davidson (DISCLAIMER: some believe that one should only pray to the Father)
  - *Twelve Who Followed Jesus* Arch Book, by Sarah Fletcher

## SONGS:

### “THE APOSTLES”

Author: Jeff Miller

(Tune: See “[Kids Prep](#)” CD)

Peter and Andrew his brother;  
James and John of Zebedee;  
Philip and Bartholomew,  
and then Thomas and Matthew.

James the son of Alpheus,  
And also, there was Thaddeus,  
Simon, and Judas Iscariot,  
Paul and Matthias.

### “JESUS CHOSE HIS TWELVE APOSTLES” ([Click to Hear](#))

Author: Unknown\*

(Tune: “Battle Hymn of the Republic”)

Jesus called the 12 to teach the Gospel everywhere,  
Jesus called the 12 to teach the Gospel everywhere,  
Jesus called the 12 to teach the Gospel everywhere,  
And all but one obeyed.

#### CHORUS:

Jesus loved the 12 apostles.  
Jesus loved the 12 apostles.  
Jesus loved the 12 apostles.  
They helped to spread God’s Word.

You and I can teach the Gospel to neighbors and friends.  
You and I can teach the Gospel to neighbors and friends.  
You and I can teach the Gospel to neighbors and friends,  
And share with them God’s love.

#### 2<sup>nd</sup> CHORUS:

God wants us to use our talents.  
God wants us to use our talents.

God wants us to use our talents.  
We can help to spread God's Word.

**“THE TWELVE APOSTLES” ([Click to Hear](#))**

Author: Unknown\*  
(Tune: “Jesus Loves Me”)

VERSE 1:

Jesus called them one by one,  
Peter, Andrew, James, and John,  
Next came Philip, Thomas, too,  
Matthew and Bartholomew.

CHORUS:

Yes, Jesus called them.  
Yes, Jesus called them.  
Yes, Jesus called them.  
And they all followed Him.

VERSE 2:

James the one they called the Less,  
Simon, also Thaddeus.  
Twelfth apostle Judas made.  
Jesus was by him betrayed.

(CHORUS)

VERSE 3:

Matthias then took Judas' place,  
To preach to men of every race.  
Paul three preaching trips did make.  
He went to Rome for Jesus' sake.

(CHORUS)

**“I CAN BE A FOLLOWER” ([Click to Hear](#))**

Author: Unknown\*  
(Tune: “Mary had a Little Lamb”)

I can be a follower, follower, follower.  
I can be a follower of my Lord, Jesus Christ.

(Child's Name) can be a follower, follower, follower.  
(Child's Name) can be a follower of our Lord, Jesus Christ.

(REPEAT, using all the children's names.)

**“FOUR FISHERMEN” ([Click to Hear](#))**

Author: Unknown\*

(Tune: “Jesus Loves Me”)

Jesus walked beside the sea.  
He said, “Come and follow Me.”  
He had lots of work to do.  
He needed helpers good and true.

CHORUS:

They followed Jesus. They followed Jesus.  
They followed Jesus. His helpers they would be.

\*Author Unknown: Please contact us through the feedback button for this lesson if you are aware of any copyright information for this song.

\*\*\* IF YOU HAVE SUGGESTIONS PERTAINING TO THIS LESSON, PLEASE CLICK THE “SUGGESTION” BUTTON BESIDE THE BUTTON FOR THIS LESSON ON THE CURRICULUM WEB SITE.



# Jesus Chooses Twelve Apostles

Matthew 10:1-15



New Testament 1  
Part 1: Early Life of Christ

## WEDNESDAY EVENING

New Testament 1 [Class Attendance Sheet](#) provided in activity sheets (NOTE: The document is interactive, allowing the teacher to type in the Class, Teacher, and the children's names.)

### SCRIPTURE REFERENCES:

Matthew 10:1-15; Mark 3:13-19; Luke 6:12-16; Acts 1:13,26

### MEMORY WORK:

Names of the 12 apostles (see Matthew 10:2-4)

### SONGS AND FINGERPLAYS (SEE END OF SUNDAY'S LESSON FOR WORDS):

A [song book](#) and [audio recordings](#) of many of the curriculum songs are available on the curriculum Web site.

- [“The Apostles”](#)
- [“Jesus Chose His Twelve Apostles”](#)
- [“The Twelve Apostles”](#)
- [“I Can Be a Follower”](#)
- [“Four Fishermen”](#)

### LESSON VISUALS AND TEACHING AIDS (NOTE DISCLAIMERS):

- See Sunday morning's lesson
- Fishing net, old carpenter's tools, a bag of coins, etc. (see point #5 from the lesson)
- Have cards with different scenarios written on them (someone sick, someone needs clothes/food, at school someone drops his books, etc.) and have students tell something they can do to help. (Emphasize that each one of us can do special things for Jesus.)

### PERSONAL APPLICATION:

YOUNGER CHILDREN: Jesus chose 12 men to be special helpers and teachers. I can be a special helper for Jesus, too.

OLDER CHILDREN: The 12 apostles were “ordinary” people whom Jesus knew could do extraordinary things for Him. In many ways I am “ordinary,” but I can also do special things for Jesus.



## INTRODUCTION:

Review Sunday's lesson (see [N.T. 1 Review Questions](#) for example questions). Emphasize the important job that the apostles had and why they were chosen (i.e., to continue Jesus' work after His death).

[N.T. 1 Bible Facts Flashcards](#) (provided under "N.T. 1 Bible Facts" on curriculum Web site)

## POINTS TO EMPHASIZE:

### YOUNGER CHILDREN:

Tell more information about the apostles from Sunday's lesson or review the information given on Sunday.

### OLDER CHILDREN:

1. After Judas' death, the apostles met to choose, with God's help, a man to replace him. A godly man named Matthias was chosen (Acts 1:21-26). He was one of the 12 who stood with Peter on the Day of Pentecost and preached to the multitudes, but nothing else is known about him.
2. Discuss the qualifications of an apostle given in Acts 1:21-22:
  - He must have been with the other apostles throughout Jesus' ministry, "beginning with the baptism of John."
  - He must have been "a witness of Jesus' resurrection."
3. Later, Paul was chosen to be an apostle (Galatians 1:1) in the sense that he was chosen to be a "special messenger." He had been a witness of His resurrection, having seen Jesus on the road to Damascus.
4. The apostles had different occupations and different backgrounds. They did not all have the same talents. But they lived together, traveled together, and learned to work together, because they all loved Jesus and wanted to do what He asked of them. God planned for the Church to be a group of people from different backgrounds, with different talents and jobs, working together to tell everyone about Jesus. If we do what we should and live as we should, others will see that we have "been with Jesus," as they did the apostles (Acts 4:13).
5. Discuss Bible times occupations. If possible, have objects related to different jobs, such as a fishing net, old carpenter's tools, a bag of coins, etc.

**NOTE:** The 12 "were not learned men, and could not be supposed to spread their religion by art or talents. They were not men of wealth, and could not bribe men to follow them. They were not men of rank and office, and could not compel men to believe. They were just such men as are always found to be the best witnesses in courts of justice—plain men, of good sense, of fair character, of great honesty, and with favorable opportunities of ascertaining facts to which they bore witness. Such men everybody believes, and especially when they are willing to lay down their lives to prove their sincerity.... No witnesses were ever so well qualified to give testimony as they, and none ever gave so much evidence of their sincerity as they did" (Albert Barnes (1972), *Barnes' Notes on the Old and New Testaments*, p.107, 1972).



PRE-CLASS ACTIVITIES/LEARNING CENTERS (TO BE USED AS CHILDREN ARE ARRIVING—**BEFORE** CLASS, AND UP TO THE FIRST FIVE MINUTES OF CLASS; OR AS HOMEWORK):

See Sunday morning's lesson

**\*\*\* IF YOU HAVE SUGGESTIONS PERTAINING TO THIS LESSON, PLEASE CLICK THE “SUGGESTION” BUTTON BESIDE THE BUTTON FOR THIS LESSON ON THE CURRICULUM WEB SITE.**

