

Bingo Rules

1) Print out blank bingo sheets (provided on Apologetics Press curriculum Web site; or [click here](#)) for however many students will be playing. Get plastic chips, pennies, or you can make your own chips by drawing circles on paper and cutting them out. After printing out the bingo boards, it would be advisable to laminate them so they are reusable.

2) Take a writing utensil and fill in the empty squares on each bingo card with key words that you want the children to remember and that you have discussed in class. Make sure that none of the cards are the same.

3) Formulate questions that are related to the words you put on the bingo cards. You will ask these questions to your students, and if the answer is on their card, they can put a chip on the card to cover the answer. (Example: You may discuss the first five books of the Bible with your students and want to play bingo to help them remember key facts about the different books. Therefore, you would print out the bingo cards and write in one of the blank squares the name Moses, and when playing bingo you may ask the question, "Who wrote the first book of the Bible?" The students will then look on their cards for the name Moses and, if present, they would then cover it with a chip.)

4) The different ways to get bingo:

A) Blackout bingo: This is when every spot on the card is covered with chips.

B) Line bingo: This is when a player's card has a complete line, whether it is horizontal, vertical, or diagonal from one side of the card to the other.

C) U-bingo: This is when a player's card has chips in the form of a "U".






D) T-bingo: This is when the chips on the card are in the form of a "T".

Examples are below. It is the teacher's discretion as to how the students will get bingo. Some teachers may require the students to make a "U" while another just requires a line. It is important for the teacher to check the students' cards to see if they really have bingo.






5) Have fun!

Ways to Win Bingo


























Line Bingo

				
FREE				
		FREE		
				FREE






Line Bingo

				
FREE				
				
				FREE
				










Black-out Bingo






Line Bingo

				
				
		FREE		
				FREE
				

T-Bingo

				
FREE				
				
				FREE
				

U-Bingo

				
				
		FREE		